

Kevian's Specifications

Regional Headquarters

Kenya

Global Headquarters

N/A

Market Share Range <sup>1</sup>

0% - 5%

Categories assessed in Product Profile

Asian Speciality Drinks, Juice

**Important** - The findings of this Index rely to a large extent on the information shared by companies, in addition to what is found in the public domain. In the case of limited, to no engagement by the companies, this assessment may not represent the full extent of their efforts.

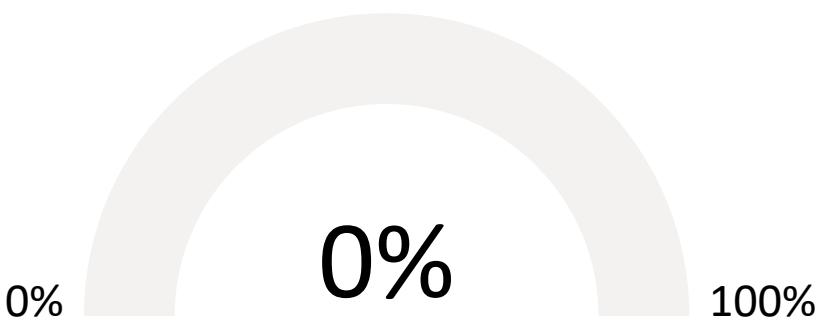
Footnote:

1. Euromonitor International, Staple Foods Industry edition, 2022

Overall Product Profile Results

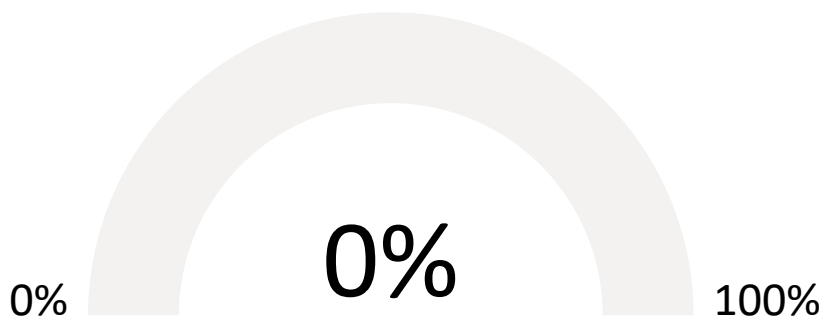
The results below show the percentage of "healthier" products, or products passing the model's criteria, for the company's overall portfolio, as assessed by different nutrient profiling models.

% products meeting WHO AFRO eligibility criteria



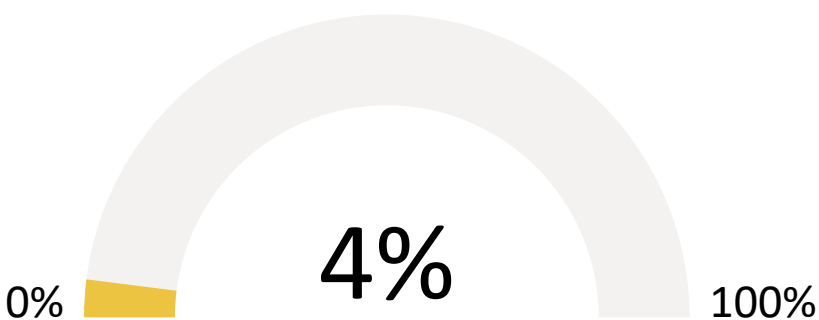
Out of **25** products assessed across all ATNi applicable categories, 0% meet the **WHO AFRO** eligibility criteria for marketing to children. The **WHO AFRO model** is designed for use by WHO African Region Member States, this model supports policies to restrict food marketing to children. It categorizes products into 25 categories and applies nutrient thresholds per 100g/mL. Products must meet all thresholds to be eligible for marketing. Results are binary: ‘marketing permitted’ or ‘marketing not permitted’.

% healthier products - HSR



Out of **25** products assessed across all ATNi applicable categories, 0% are considered healthier based on **the HSR model** and healthier threshold of 3.5 stars or above. The **Health Star Rating (HSR)** is a front-of-pack interpretive nutrition labelling system designed to help consumers make healthier choices. It scores products from 0.5 (least healthy) to 5 stars (most healthy), based on nutrients to limit (energy, sodium, total sugar, saturated fat) and positive food components (fruit/vegetable content, protein, fiber) on the basis of nutritional composition per 100g or 100mL across one of six categories. Products scoring 3.5 stars or higher are considered ‘healthier’. ATNi uses the HSR in its Global Index and Country Spotlight Indexes to enable cross-company comparisons.

% healthier products - mHSR + micronutrients



Out of **25** products assessed across all ATNi applicable categories, 4% are considered healthier based on **mHSR+ micronutrient model**. The **mHSR + micronutrients (HSR+) model** was developed by The George Institute in collaboration with ATNi. The HSR+ model builds on the original HSR by incorporating six key micronutrients: iron, vitamin A, vitamin B12, vitamin D, folic acid, and iodine. This allows for better differentiation of products based on micronutrient content.

Product Profile Results

The Product Profile for EAMA Tanzania provides a structured evaluation of the nutritional composition of packaged food and beverage products from major manufacturers. It employs a range of internationally recognized nutrient profiling models to assess product characteristics, including the Australasian Health Star Rating (HSR), a modified version of HSR including micronutrients (mHSR+ micronutrients), and the World Health Organization Regional Office for Africa (WHO-AFRO) model. These models support a consistent and comparative analysis of portfolio healthiness across the market.

Proportion of "healthier" products, or products passing the model's criteria, per NPM

Category	% healthier products: HSR	% healthier products: mHSR+ micronutrient	% products meeting WHO AFRO eligibility criteria
Juice	0% (0/24)	4% (1/24)	0% (0/24)
Asian Speciality Drinks	0% (0/1)	0% (0/1)	0% (0/1)

This table presents an overview of the nutritional quality of products across various food categories, based on three different nutrient profiling models. Each row corresponds to a specific food category, and the percentages reflect the share of products in that category meeting the respective model’s criteria. The figures in parentheses indicate the number of products meeting the criteria over the total assessed. Blank cells indicate that data was not available or not applicable for that category and model.

Mean HSR by category

