



# PRICING ANALYSIS 2025

RETAIL ASSESSMENT 2025  
**A RETAIL FOOD BASKET APPROACH**

## ABOUT ATNi

ATNi (Access to Nutrition initiative) is a global foundation headquartered in the Netherlands that actively challenges the food industry, investors, and policymakers to shape healthier food systems. Its mission is to transform markets so that, by 2030, at least half of companies' food and beverage sales are derived from healthy products. ATNi analyzes and translates data into actionable insights, driving financing, partnerships and innovations for market transformation so that all people have access to nutritious and sustainable food. ATNi is overseen by an independent board that work pro bono and is funded, among others, by the Gates Foundation and the UK Foreign, Commonwealth and Development Office. More information about ATNi's governance and operating policies is available [online](#).

## ACKNOWLEDGEMENTS

The assessment was developed by ATNi's project team, which includes Sameea Sheikh (Project lead), Dr. Brenda de Kok (Research lead), Will Sharp, Freddie von Kaufmann, Elwina Meylentie, Rachel Nel, Daniela Hernández Morales (Researchers), Mark Wijne, Babs Ates (Research oversight); together with Eaindra Aye, Valda Rahima (Data analysts) and Aurélie Reynier (Data oversight); and Gulden Timur, Veronica Maxey (Communications officers), and Katherine Pittore (Communications and Policy lead); with overall support from Greg Garrett (Executive director). We would also like to thank colleagues for their support in various steps of the process: Elena Schmider, Efi Chatzinikolaou (Investor engagement), Philip Eisenhart (Media and PR), and a special thanks to ATNi consultants Dr. Elizabeth Dunford (Product Profile), Kaitlyn Elavaza (Data collection), and Dr. Yinjie Zhu (Pricing).

The ATNi team drew on the expertise and advice of the ATNi Retail Assessment Advisory Group members: Prof. Adrian Cameron, Prof. Christina Vogel, Prof. Mary Story, Prof. Jessica Fanzo, Chris Holmes, and Prof. Poh Bee Koon. ATNi would also like to thank Dennis Petri for design support, WRENmedia for editing and proofreading, September Studio for web support, and 73Bit for setting up the data platform. The findings in this report do not necessarily reflect the views of the group's members or their institutions. We extend our sincere thanks to all the individuals and organizations we interviewed for generously sharing their time and insights, which have been invaluable to the development and success of this project.

## DISCLAIMER

The information in this report is provided "as is", without any express or implied warranties or representations. The user of the information agrees that any use of the information is at their own risk. All implied warranties with respect to the information are expressly excluded and disclaimed, to the maximum extent permitted by applicable law.

In preparing this publication, the authors used ChatGPT (OpenAI, 2025) and Microsoft Copilot (Microsoft Corporation, 2025) to assist with language editing and improving flow. The text of this publication has been thoroughly reviewed for veracity, authority, data protection and ethical considerations.

Without limiting any of the foregoing and to the maximum extent permitted by applicable law, in no event shall the Access to Nutrition Foundation nor any of its affiliates or contributors to or included in ATNi's VitaMin Assessment 2025 have any liability regarding any information contained in this report for any direct, indirect, special, punitive, consequential (including lost profits), or any other damages, even if notified of the possibility of such damages.

## CONFLICT OF INTEREST

ATNi is firmly and unequivocally independent from the food and beverage industry. To protect the integrity of our work and mission: ATNi does not accept any funding, gifts, sponsorships, or in-kind contributions from the food industry or any private sector actors. Additionally, ATNi does not enter into partnerships or agreements that could compromise our objectivity or create real or perceived conflicts of interest. All engagements are transparently documented, and any potential conflicts of interest are proactively identified and mitigated. For more details please see the [Conflict of Interest policy](#).

# TABLE OF CONTENTS

<b>ACKNOWLEDGEMENTS / DISCLAIMER</b>	<b>2</b>
<b>ACRONYMS AND ABBREVIATIONS</b>	<b>4</b>
<b>KEY MESSAGES</b>	<b>5</b>
<b>INTRODUCTION</b>	<b>6</b>
<b>DATA SOURCES</b>	<b>8</b>
<b>METHODOLOGY</b>	<b>11</b>
<b>RESULTS</b>	<b>15</b>
<b>DISCUSSION</b>	<b>20</b>
<b>RECOMMENDATIONS</b>	<b>22</b>
<b>GLOSSARY</b>	<b>23</b>
<b>APPENDIX</b>	<b>24</b>
<b>REFERENCES</b>	<b>57</b>

## ACRONYMS AND ABBREVIATIONS

<b>ATNi</b>	Access to Nutrition initiative
<b>FAO</b>	Food and Agriculture Organization of the United Nations
<b>GNI</b>	Gross national income
<b>LMIC</b>	Low- and middle-income countries
<b>OECD</b>	Organization for Economic Co-operation and Development
<b>PPP</b>	Purchasing power parity
<b>SKU</b>	Stock keeping units
<b>US</b>	United States



# KEY MESSAGES

- 1** Using a novel retail food basket approach aligned with the EAT-Lancet reference diet as a proxy for supermarket purchases, the pricing analysis compared the affordability of healthier and less healthy options across countries and retailers. **Healthier retail food baskets were consistently more expensive, with cost differences ranging from 10.8% to 60.6%.** For both healthier and less healthy baskets, the lowest cost was observed at E.Leclerc in France, while the most expensive was found at Naivas in Kenya (PPP USD range: USD 10.76-USD 27.58 vs. USD 8.74-USD 20.84). The greatest and smallest cost disparities between healthier and less healthy baskets were recorded at Robinsons Supermarket in the Philippines and Indomaret in Indonesia, respectively.
- 2** When expressed as percentages of daily per capita gross national income (GNI) and net income, **healthier retail food baskets were consistently less affordable than less healthy baskets across all retailers, with the largest affordability gaps observed in lower- and middle-income countries.** In high-income countries, both the healthy and unhealthy baskets accounted for less than 10% of daily per capita income. In contrast, in lower-middle-income countries, the cost of unhealthy baskets ranged from 36% to 117% of daily per capita GNI, while healthier baskets were even less affordable, accounting for 53% to 154% of daily per capita GNI.
- 3** The findings highlight **the need for regulatory authorities and researchers to collaborate in systematically embedding price monitoring data into policy frameworks and ensuring ongoing assessment of food cost and affordability.** Fiscal measures should align food tax rates with public health goals, exploring additional policies that bring greater alignment between subsidies, taxes, and health objectives to reduce the affordability gap and promote equitable access to healthier diets. Finally, collective efforts are essential to increase demand for healthier foods and make them the default, accessible, and preferred choice.

# INTRODUCTION

## HOW RETAIL FOOD ENVIRONMENTS SHAPE DIETS

Retail food environments—supermarkets, hypermarkets, and other formal retailers—play an increasingly important role in shaping what people eat.<sup>1,2</sup> They influence purchasing patterns, dietary intake, and health outcomes.<sup>3-5</sup> Changes in retail food environments, characterized by rising per capita sales of unhealthy food and growing grocery sales through e-commerce, have been found to be positively correlated with the prevalence of obesity.<sup>3</sup> Given the urgent need to transform food systems to address the pandemic of diet-related non-communicable diseases, it is critical to assess and monitor retail food environments to determine whether they are supporting this transformation.<sup>6</sup>

The key determinants influencing food purchases in formal retail food environments include availability, affordability, and accessibility.<sup>7</sup> While the development of retail food environments has generally improved the affordability of foods, it has not necessarily enhanced the affordability of foods that, when consumed together, contribute to a healthy dietary pattern.<sup>3</sup> It is therefore crucial to investigate foods affordability not just at the level of individual products, but as part of an overall dietary pattern. Although some studies suggest that unhealthy foods or diets are generally more expensive than healthier alternatives, no study has yet evaluated these comparative prices and their affordability within a retail food environment.<sup>8</sup> Since large retailers now dominate food retail systems in many countries, understanding these price and affordability patterns is key to determining whether they help or hinder healthier eating.<sup>3</sup>

Several studies have investigated the price and affordability of a diet, including a series of reports from the Food and Agricultural Organization of the United Nations (FAO).<sup>8-15</sup> Different methods have

been applied to calculate the price and affordability of a diet, which can be further categorized into: (1) a food basket approach; and (2) a data-driven linear programming approach.<sup>8,12,16</sup> A food basket is a pre-defined list of foods, grouped by food group, in the required quantities, for a reference person or household. Because country-specific dietary guidelines are often challenging to quantify—and are frequently unavailable for low- and middle-income countries (LMICs), a generic food basket is typically applied, such as the “Healthy diet basket” by FAO.<sup>9</sup>

The data-driven diet approach, on the other hand, does not impose requirements at the food group level but instead places restrictions at the dietary pattern level—for example, on total nutrient intake or the overall cost range of the diet. A food basket is then developed based on these restrictions.<sup>17,18</sup>

## ATNi'S PRICING ANALYSIS

For the pricing analysis conducted as part of ATNi's 2025 Retail Assessment, ATNi applied the first option—the mainstream food basket approach—as it best fits the scope and nature of the available datasets. This approach was adapted to the retail context, creating a “retail food basket approach” based on the reference food groups and recommended intakes from the 2019 EAT-Lancet reference diet.<sup>19</sup> The first EAT-Lancet reference diet guideline was published in 2019 and served as a reference healthy and sustainable diet. At the time of analysis, EAT-Lancet 2025 had not yet been published; however, this has now been published and changes to the suggested dietary pattern are minimal and use of 2019 EAT-Lancet reference diet remains valid for this purpose.

ATNi developed healthy and less healthy baskets for each of the selected retailers in the six target countries: US, France, Indonesia, South Africa, the Philippines, and Kenya, adapting the food groups for cultural relevance and aligning them with the products available at each retailer.

## RESEARCH OBJECTIVES

This analysis compared the cost and affordability of healthier and less healthy food baskets—representing typical diets in the selected countries—in relation to national income levels, purchasing power parity (PPP), and other country-specific economic indicators. The research aimed to answer the following question:

Are healthier retail food baskets more or less affordable than less healthy retail food baskets, within and between retailers and countries across different income economies in 2024?



# DATA SOURCES

## DATA REQUIREMENTS

To calculate the price and affordability of healthier and less healthy food baskets, the following four types of data were required:

- 1 Pricing of individual food products;
- 2 Amount of reference intake per food group;
- 3 Criteria for defining healthier and less healthy foods; and economic indicators for cross-country comparison.

## PRICING DATA

Pricing data for food products from retailers in each country for 2024 were obtained from the VIA platform. VIA is a pricing intelligence and e-commerce data platform developed and managed by [Euromonitor International](#). The platform tracks data from online retailers across 40 countries, covering tens of millions of stock keeping units (SKUs), and provides daily updates on pricing, categorization, product attributes, and promotional activity.

For this analysis, the strike-through price was selected instead of the shelf price, as it represents the baseline cost consumers face without promotions or discounts. The regular price provides a consistent, comparable metric across countries and time periods for evaluating how expensive products are relative to income levels, purchasing power, and other economic indicators. The median price of each food product during 2024, in local currency, was used as a proxy for the average price over the year. Of the 18 retailers selected across six countries in the 2025 Retail Assessment, pricing data were available for nine retailers (Table 1).

TABLE 1  
OVERVIEW OF AVAILABLE  
RETAILERS AND NUMBER OF  
FOOD PRODUCTS PER RETAILER IN  
THE VIA DATABASE

Country Income Level	Country	Retailer Name	No. of Food Products (n)
Upper	US	Walmart	143,545
		Kroger	52,870
		Food Lion	N/A
	France	Carrefour	29,863
		E.Leclerc	4,144
		Intermarché	N/A
Upper Middle	Indonesia	Alfamart	N/A
		Indomaret	2,052
		Super Indo	N/A
	South Africa	Shoprite	N/A
		Pick n Pay	9,298
		Spar	N/A
Lower Middle	Philippines	Puregold	N/A
		SM Supermarket	6,988
		Robinsons Supermarket	10,411
	Kenya	Naivas	2,795
		Carrefour Kenya	N/A
		Quickmart	N/A



# REFERENCE INTAKE OF FOOD GROUPS: THE EAT-LANCET REFERENCE DIET

The 2019 EAT-Lancet reference diet specifies reference intake values (in grams per day) and acceptable ranges around those values for different food groups, based on an average 2,500 kcal/day diet (Table 2). This corresponds to the estimated daily energy needs of a 30-year-old woman weighing 60 kg with a moderate to high level of physical activity.<sup>11</sup>

The current study did not apply the food-group-specific uncertainty ranges provided by the Commission due to ambiguity in how to substitute across food groups within these ranges.

It is worth noting that the updated version of EAT-Lancet reference diet was published on October 3rd, 2025. The recommended food groups and intake levels have not changed substantially; however, the average optimal energy intake has been revised to 2,400 kcal/day, based on an ideal body mass index of 22 kg/m<sup>2</sup>. The retail food baskets used for this report, based on the original 2019 EAT-Lancet reference diet, therefore remain appropriate and valid for comparison.

TABLE 2  
RECOMMENDED INTAKE OF EAT-LANCET REFERENCE DIET (2019)

EAT-Lancet Food Groups	Grams per day
Whole grains	232
Tubers or starchy vegetables	50
All vegetables	300
All fruits	200
Dairy foods	250
Beef, lamb, and pork	14
Chicken and other poultry	29
Eggs	13
Fish	28
Legumes and beans	75
Nuts and seeds	50
Unsaturated oils	40
Saturated oils	11.8
All sweeteners	31

## INDICATORS FOR DEFINING HEALTHIER VS. LESS HEALTHY RETAIL FOOD BASKETS

To determine healthier and less healthy retail food baskets, this analysis used all available supplementary information from the VIA platform. Data included food product categorization, product name, health claims, processing type (fresh, frozen, fried, canned, etc.), grain type, rice type, Nutri-Score, packaging, and product website links. It is important to acknowledge that some products contained missing or incorrect attributes on the VIA platform.

Additional attribute data from VIA, combined with expert judgement, were used to classify food product into healthier or less healthy retail food baskets. This classification was qualitatively evaluated by ATNi researchers. Moreover, the healthier and less healthy baskets were constructed based on relative healthiness—that is, food products were compared and categorized in relation to one another within each retailer’s available products, rather than against a universal or externally defined nutritional standard, as no such unified benchmark was applicable across all food categories in this context.



## ECONOMIC INDICATORS

To compare retail food basket prices across countries, prices in local currencies were converted to 2024 USD using PPP exchange rates for private consumption (Table 3). PPP measures the amount of local currency units required to purchase the same bundle of goods and services in each country.

Affordability was assessed relative to each country's per capita gross national income (GNI) and per capita net income (Table 3). Per capita GNI represents the total income earned per person within an economy during a given accounting period and is equal to gross domestic product (GDP) plus earned income received from abroad minus income payable abroad. Per capita net income reflects the average disposable income for expenditure.

PPP conversions and per capita GNI were obtained from the World Bank. Average net income figures were sourced from the Organization for Economic Co-operation and Development (OECD) (for France and the US), national statistics institutions (Indonesia), national banks (South Africa), and local survey institutions (Kenya and the Philippines) (Table 3).

**TABLE 3**  
**OVERVIEW OF ECONOMIC INDICATORS FOR TARGET COUNTRIES IN 2024**

Country Income Group	Country	PPP conversion rate (2024 USD) <sup>20</sup>	Daily per capita GNI (2024 USD) <sup>21</sup>	Daily per capita net income (local currency)
Upper	US	1.00	235.56	USD 146.30 <sup>22</sup>
	France	0.74	171.56	EUR 88.64 <sup>22</sup>
Upper Middle	Indonesia	4,747.90	43.86	IDR 101,747.44 <sup>23</sup>
	South Africa	7.70	41.51	ZAR 505.45 <sup>24</sup>
Lower Middle	Philippines	20.74	36.52	PHP 1,249.32 <sup>25</sup>
	Kenya	44.39	17.86	KES 1,895.77 <sup>26</sup>

# METHODOLOGY

## FROM THE EAT-LANCET REFERENCE DIET TO RETAIL FOOD BASKETS

To align the food categories in the VIA platform with those in the 2019 EAT-Lancet reference diet, several modifications and substitutions between food groups were made. In this study, whole grains and tubers or starchy vegetables were combined into a single group called “staple foods.”

The EAT-Lancet report specifies which food groups can be substituted for each other, based on their nutritional content and environmental impact. For example, poultry is exchangeable with fish and eggs. Because eggs were not available in the VIA platform dataset, their intake was exchanged to “chicken and other poultry” category (Table 4).

Subsequently, the EAT-Lancet food groups were matched with the corresponding VIA platform food groups (Table 4). An overview of the available products per selected category and retailer is provided in the Appendix (Table A1).

Furthermore, cultural factors (based on food consumption surveys) and the feasibility of industrial reformulation were considered in selecting the staple food group.<sup>27-32</sup> Bread was included for each retailer since it is widely available in processed forms, making reformulation technically more feasible than other staple food groups such as rice. In addition, for France and the US, dried pasta and frozen processed potatoes were included, while for Indonesia, Kenya, the Philippines, and South Africa, rice, instant noodles, and cooking noodles were selected.

TABLE 4  
RECOMMENDED INTAKE OF EAT-LANCET REFERENCE DIET (2019)

EAT-Lancet Food Groups	Quantity (g/day)	VIA category
Staple food	282	Rice Bread Dried pasta Cooking noodles Instant noodles Frozen processed potatoes
Vegetables	300	Rice Bread Dried pasta Cooking noodles Instant noodles Frozen processed potatoes
Fruits	200	Frozen fruit Shelf stable fruit
Dairy foods	250	Cow's milk Flavored milk drinks Yoghurt
Beef, lamb, and pork	14	Processed red meat
Chicken and other poultry, eggs	42	Processed poultry
Fish	28	Processed seafood
Legumes and beans	75	Shelf stable beans Tofu and derivatives
Nuts and seeds	50	Nuts, seeds and trail mixes Potato chips
Saturated oils	11.8	Palm oil Butter Cooking fats
Saturated oils	40	Olive oil Rapeseed oil Soy oil Sunflower oil
All sugars	31	Fruit snacks Water ice cream Dairy ice cream Sweet biscuits

After matching the food groups on the VIA platform with the EAT-Lancet reference diet, the VIA food groups were further categorized using additional product attributes (e.g. processing type, Nutri-score, and health claims) and expert judgement to construct healthier and less healthy retail food baskets for each retailer (Table 5).

The unsaturated edible oil category was treated as neutral in both the healthier and less healthy retail food baskets, including olive, rapeseed, sunflower, and soybean oils. This decision was based on the similar nutritional quality of these oils and aimed to avoid artificially inflating cost differences between the baskets, allowing the analysis to focus on food categories where nutritional contrasts are more pronounced.

**TABLE 5**  
**LIST OF HEALTHIER AND LESS HEALTHY RETAIL BASKETS TAILORED TO RETAIL PRODUCTS<sup>a</sup>**

EAT-Lancet Food Groups <sup>b</sup>	Healthier Retail Food Basket	Less Healthy Retail Food Basket
Staple food	Whole grain and brown rice Whole grain and brown bread Cooking noodles Processed sweet potatoes Whole grain dried pasta	White rice White bread Instant noodles Processed potatoes Normal dried pasta
Vegetables	Frozen vegetables	Shelf stable vegetables and shelf stable tomatoes with added sugar, salt, or other preservatives
Fruits	Frozen fruits	Shelf stable fruits in syrup or with added sugar
Dairy foods	Cow's milk Plain yoghurt	Flavoured milk drinks Drinking yoghurt and yoghurt drinks
Beef, lamb, and pork	Fresh, fresh frozen, or minimally processed	Highly processed, canned
Chicken and other poultry, eggs	Fresh, fresh frozen, or minimally processed	Highly processed, canned
Fish	Fresh, fresh frozen, or minimally processed	Highly processed, canned
Legumes and beans	Frozen or shelf stable unflavoured beans, or tofu	Shelf stable flavoured beans with added sugar, salt, or other preservatives
Nuts and seeds	Unsalted nuts and seeds	Salted nuts and seeds, potato chips
Saturated oils	Unsalted butter	Salted butter, palm oils
Saturated oils	Olive oil Rapeseed oil Sunflower oil Soy oil	Olive oil Rapeseed oil Soy oil Sunflower oil
All sugars	Dried fruits Healthier ice cream (no added sugar, no sugar, reduced fat)	Sweet biscuits Less healthy ice cream (no health Claims related to level of sugar and fat)

<sup>a</sup> Please note a possible confounding (price) factor related to the use of frozen rather than fresh fruits and vegetables, which was the only data available in Euromonitor International's VIA platform. In addition, the difference between healthier and less healthy products is more distinct and grounded in scientific consensus in some product categories than in others.

<sup>b</sup> For Indomaret (Indonesia) and Naivas (Kenya), several food groups were not available on the VIA platform. To supplement the retail food baskets, additional food products and their current local prices were manually collected from the respective retail e-commerce websites in September 2025. These prices were then converted to estimated 2024 values using each country's average food (price) inflation rate. According to national statistics institutions, the rates were 4.4% for Indonesia and 5.6% for Kenya (Appendix, Table A2).<sup>33, 34</sup>



## PRICE AND AFFORDABILITY ANALYSES

After pre-categorizing relevant food products into healthier and less healthy options within each food group of the retail food basket, the total price of the healthier and less healthy baskets was calculated in local currency for each retailer in each country.

To calculate total basket prices, food products were sampled using a random-loop procedure within predefined food categories to ensure unbiased representation. Each selected product was manually verified, including product name, image, web link, and key attributes (e.g. processing type, health claims, and Nutri-Score). Validation involved confirming that (i) the product belonged to the designated food group, (ii) it met the criteria for inclusion in either the healthier or less healthy basket, and (iii) the size and price information were accurate. A maximum of five products per food group were retained, resulting in approximately 180 products per country for each basket. These were recorded in an Excel-based retail basket database.

For cost estimation, the median price of each food category was multiplied by the corresponding intake amount specified by the EAT-Lancet reference diet. When a single EAT-Lancet food group matched multiple retail food baskets categories, the recommended intake was divided equally across those categories to maintain balance and avoid bias toward any one product type. The resulting costs per category were then calculated to estimate the total cost of the healthier and less healthy retail food baskets in local currency.

Following calculation of total basket costs in local currency, prices for both healthier and less healthy retail food baskets were converted to PPP-adjusted US dollars (Table 3) to enable direct cross-country comparison for 2024.

Affordability was then assessed using two complementary indicators (Table 3). At the micro level, basket costs were expressed as a share of daily per capita net income, indicating the relative affordability across income level. At the macro level, costs were evaluated relative to daily per capita GNI, providing an aggregate measure of economic capacity at the country level.

## METHODOLOGICAL LIMITATIONS

Despite the novel approach of constructing healthier and less healthy retail food baskets, and the valuable cross-country insights, it is worth noting that the food basket approach for assessing food affordability has been increasingly applied and validated for this purpose.<sup>11</sup> Nevertheless, several methodological limitations must be acknowledged.

- **Representativeness of the baskets:** The retail food baskets do not capture the full price distribution of products available in each country. While the VIA platform provides a broad range of retail food prices for each retailer, overall data quality is uneven, and many products require manual verification. Conducting such validation across the entire VIA database would demand significant resources and was beyond the scope of this study. Consequently, the baskets reflect a subset of products rather than the complete market distribution for each retailer.
- **Retail food baskets cover food products available in formal food environments:** The retail food baskets were constructed using food groups and products available on the VIA platform for the selected retailers. However, fruit and vegetable data were mostly limited to frozen rather than fresh options. Furthermore, in many LMIC settings, informal markets account for a substantial share of food purchases, which are not shared in this analysis.
- **Limited number of retailers per country:** For the overall Retail Assessment, three retailers were selected per country based on market share; however, price data on the VIA platform were available for only one or two of these retailers per country. This limited coverage reduces the generalizability of the findings. Moreover, as the pricing data were sourced from e-commerce platforms, the analysis could not fully capture retail diversity, regional price variations, or market segmentation within each country.

- Definition of healthier and less healthy baskets:** The categorization of foods into “healthier” and “less healthy” baskets was guided by available product information and expert knowledge, informed by empirical evidence linking specific food group and nutrients to health outcomes, and aligning with dietary guidelines. For example, whole grain staples were classified as healthier than refined white staples, reflecting evidence of their associations with a lower risk of chronic diseases.<sup>35</sup> These classifications were further adapted based on product availability in each retail context. While this approach minimizes arbitrariness, it still introduces some subjectivity and potential variation between countries. The resulting baskets should therefore be understood as indicative rather than absolute representations of healthier and less healthy diets.
- Energy requirements and population diversity:** The cost estimates are based on intake recommendations for a reference person as defined by the 2019 EAT-Lancet Commission. This standardized approach facilitates comparability across contexts but does not account for different energy requirements among population groups such as children, adolescents, or individuals with high physical activity levels. These within population differences are addressed in the updated EAT-Lancet recommendations (October 2025). However, the current analysis could not adopt the updated framework due to the study’s scope and timeframe. It also remains uncertain whether the results would differ substantially if the retail food baskets were adapted for specific subpopulations.
- Economic indicators and data availability:** Affordability was assessed using per capita net income as the micro-level indicator. However, official data on net income are not consistently available across countries. In cases where direct measures were missing, proxy indicators or secondary data sources were used. This approach may reduce comparability and introduce some uncertainty into cross-country analyses.
- Scope of the affordability (non-monetary and indirect costs not included):** The analysis assesses affordability strictly as the monetary cost of the retail food baskets relative to income. It does not capture non-monetary or indirect costs that influence the real-world affordability of diets, such as:
  - time costs of meal planning, shopping, queuing, and cooking;
  - fuel/energy and water required for preparation;
  - access to equipment, refrigeration, and safe storage;
  - transport and delivery fees;
  - opportunity costs of caregiving or paid work forgone; and
  - potential food waste due to perishability or package size.

Excluding these dimensions may over- or under-estimate effective affordability, particularly for time-poor or resource-constrained households.
- Supplementation with external data for Naivas (Kenya) and Indomaret (Indonesia):** For Naivas and Indomaret, certain food groups were not available on the VIA platform. To address these gaps, additional products and prices were obtained from e-commerce websites and in-store prices collected in September 2025. As frozen fruits were unavailable for both retailers, fresh fruits were substituted in the healthier retail food basket. Although the prices were adjusted to 2024 levels using national food inflation rates (Appendix, Table A2), reliance on one-time-point data introduces potential bias, as temporary price fluctuations may not accurately reflect longer-term averages.

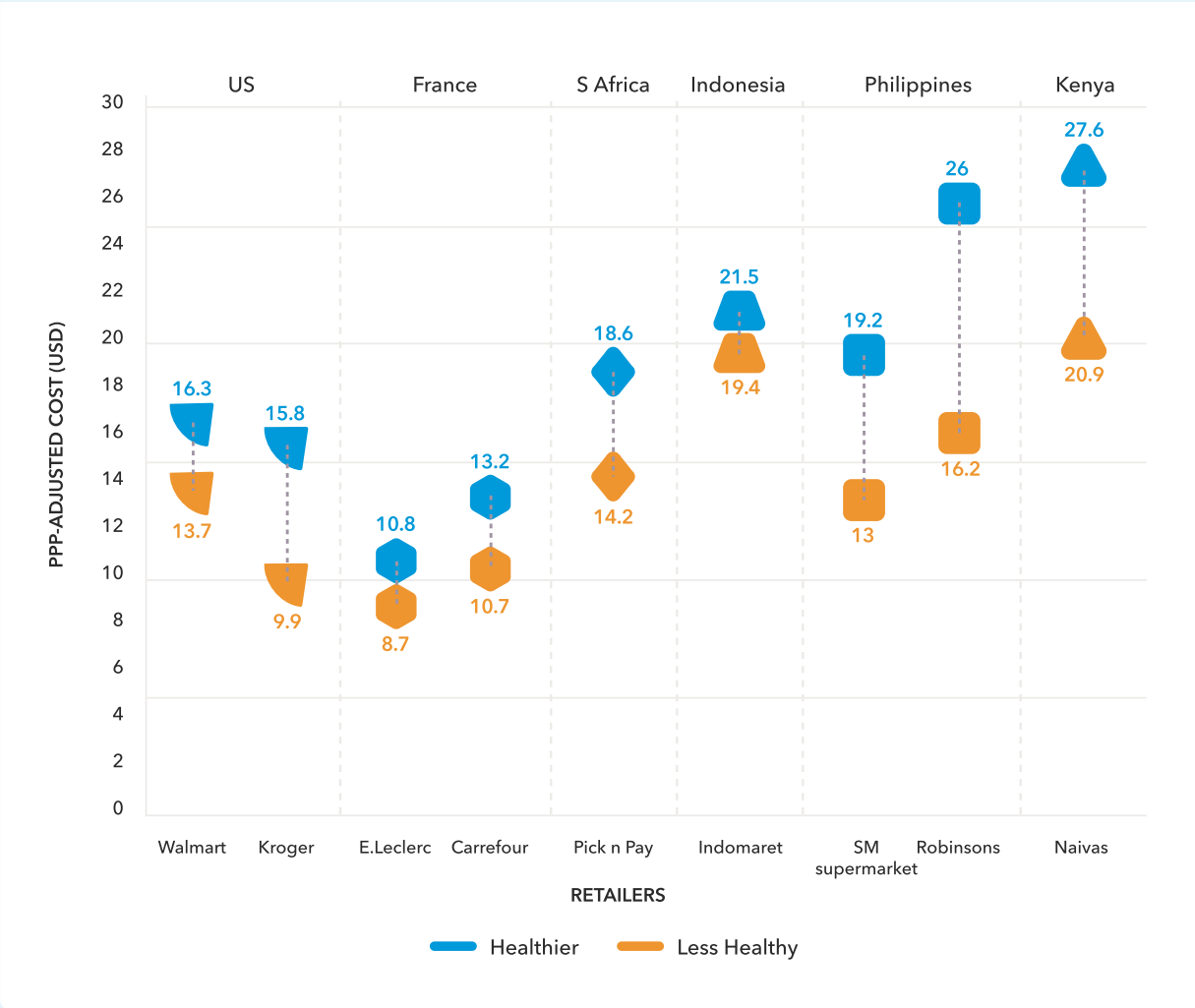
# RESULTS

## COST OF RETAIL FOOD BASKETS

Across all countries and retailers, healthier baskets were consistently more expensive than less healthy ones (Figure 1). In 2024, the cost of a healthier basket ranged from USD 10.76 to USD 27.58 per person per day, compared with USD 8.74 to USD 20.84 for a less healthy basket (Table 6).

The cheapest healthier and less healthy baskets were observed at E.Leclerc in France, while the most expensive baskets were found at Naivas in Kenya (Figure 1). Overall, retailers in high-income countries (France and the US) consistently offered the lowest-cost baskets, while those in LMICs (Indonesia, South Africa, the Philippines, and Kenya) had higher costs (Figure 1).

**FIGURE 1**  
**COST OF HEALTHIER AND LESS HEALTHY RETAIL FOOD BASKETS PER PERSON PER DAY AMONG SELECTED RETAILERS AND COUNTRIES (PPP-ADJUSTED USD, 2024)**



The cost of a healthier retail food basket was consistently higher than that of a less healthy basket from the same retailer (Figure 2). However, the difference varied considerably across countries and retailers. At Robinsons Supermarket in the Philippines, healthier baskets were 60.6% more expensive, while at

Indomaret in Indonesia, the gap was smaller at 10.8% (Table 6). The cost disparity between healthier and less healthy baskets was comparable between the two French retailers—Carrefour (23.9%) and E.Leclerc (23.1%) (Figure 2 and Table 6).

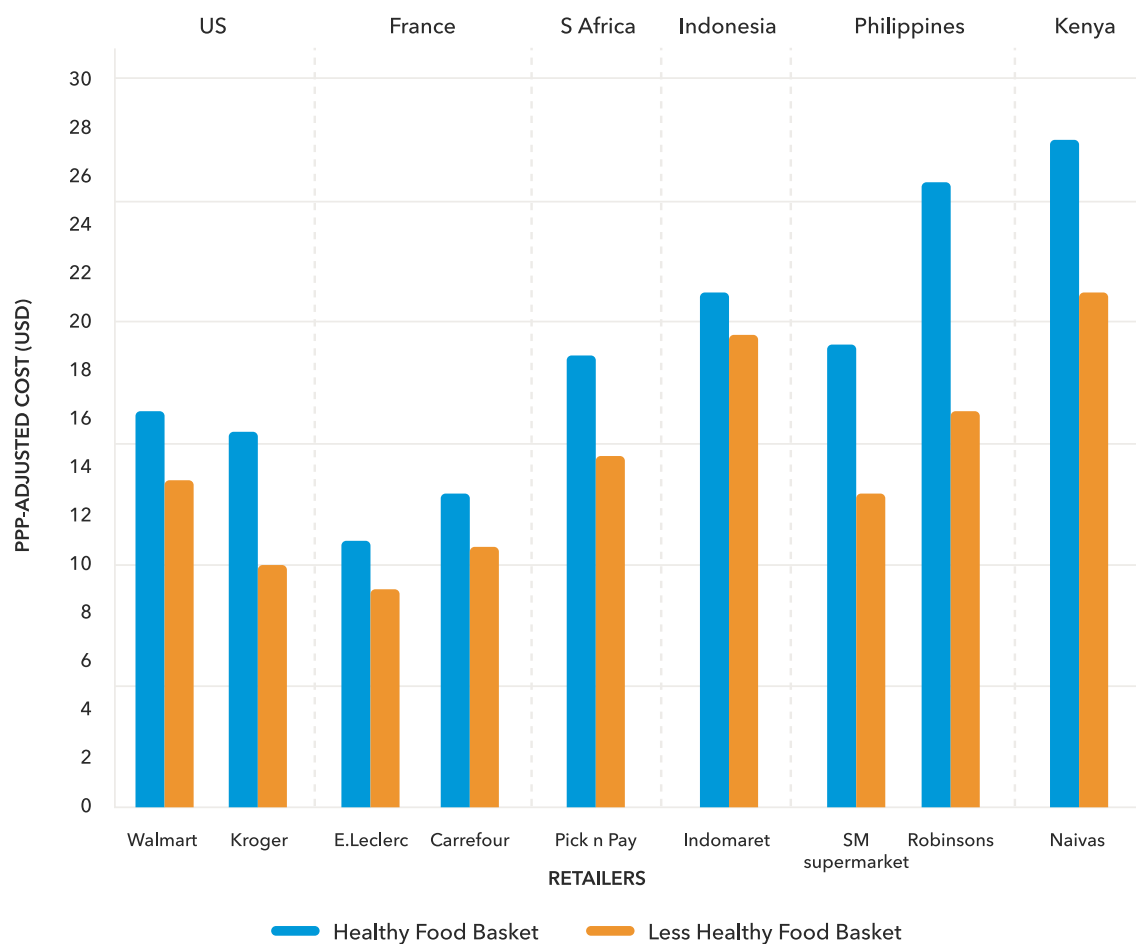
**TABLE 6**  
**COST OF HEALTHY AND LESS HEALTHY RETAIL FOOD BASKETS**

			Healthier Retail Food Basket		Less Healthy Retail Food Basket		Healthier vs Less Healthy
Income	Country	Retailer	Local Currency	PPP-adjusted USD	Local Currency	PPP-adjusted USD	Excess Cost
Upper	US	Walmart	USD 16.24	16.24	USD 13.71	13.71	18.4%
		Kroger	USD 15.68	15.68	USD 9.88	9.88	58.7%
	France	E.Leclerc	EUR 7.97	10.76	EUR 6.47	8.74	23.9%
		Carrefour	EUR 9.76	13.19	EUR 7.88	10.65	23.1%
Upper- middle	Indonesia	Indomaret	IDR 101847.67	21.45	IDR 91957.05	19.37	10.8%
	South Africa	Pick n Pay	ZAR 142.93	18.56	ZAR 109.78	14.26	30.2%
Lower-middle	Philippines	SM Supermarket	PHP 398.67	19.22	PHP 270.24	13.03	47.5%
		Robinsons Supermarket	PHP 539.23	26.00	PHP 335.73	16.19	60.6%
	Kenya	Naivas	KES 1224.33	27.58	KES 925.31	20.84	32.3%

Note: PPP refers to purchasing power parity.



**FIGURE 2**  
**THE COST OF HEALTHIER AND LESS HEALTHY RETAIL FOOD BASKETS PER PERSON PER DAY AMONG SELECTED RETAILERS AND COUNTRIES (PPP-ADJUSTED USD, 2024)**



Note: The percentage difference shown next to each histogram represents the excess cost. This is calculated by:  

$$(\text{Cost of healthier retail food basket} - \text{Cost of less healthy retail food basket}) / \text{Cost of less healthy retail food basket} \times 100$$

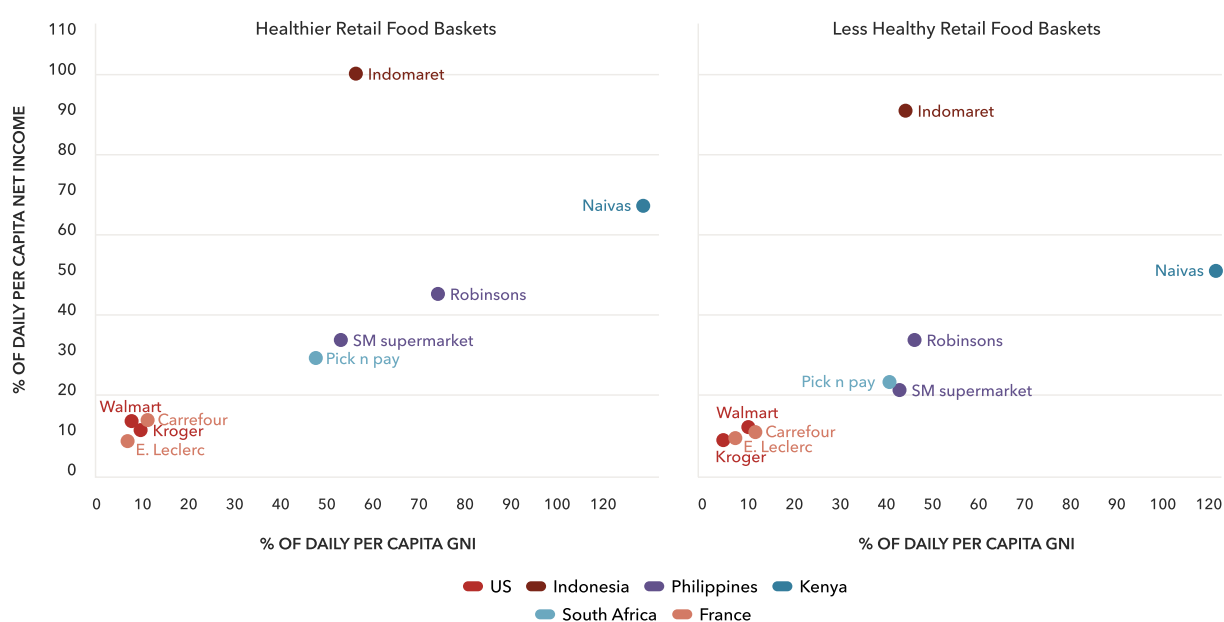
## AFFORDABILITY OF RETAIL FOOD BASKETS

The healthier retail food basket was less affordable than the less healthy basket across all retailers (Figure 3). The affordability of healthier baskets, as a percentage of daily per capita GNI, ranged from 6.27% at E.Leclerc (France) to 154.40% at Naivas (Kenya), while the less healthy baskets ranged from 4.20% at Kroger (US) to 116.69% at Naivas (Kenya), respectively (Table 7). Both healthier and less healthy retail food baskets at Naivas were the least affordable compared to other retailers, which is in line with the cost of the retail food baskets, as Naivas had their higher PPP-adjusted costs (Figure 1).

When measured as a proportion of daily per capita net income, the affordability of healthier retail food baskets ranged from 8.99% at E.Leclerc (France) to 100.10% at Indomaret (Indonesia), while the less healthy basket ranged from 6.76% at Kroger (US) to 90.38% at Indomaret (Table 7). Although the absolute costs of both baskets at Indomaret in Indonesia were not the highest, they were the least affordable when expressed as a percentage of net income (Figure 3).

Both economic indicators showed that retail food baskets (both healthier and less healthy) were most affordable at retailers in the US (Walmart and Kroger) and France (Carrefour and E.Leclerc), followed by Pick n Pay in South Africa and SM Supermarket and Robinsons Supermarket in the Philippines (Figure 3). Although the cost of retail food baskets at Indomaret (Indonesia) represented the largest share of daily per capita net income, they were relatively more affordable when expressed as a percentage of per capita GNI (48.90% for the healthier basket and 44.16% for the less healthy basket, respectively) (Table 7). At Naivas (Kenya), both baskets were the least affordable when measured by daily per capita GNI and were only slightly more affordable than Indomaret when measured by daily per capita net income (Figure 3).

**FIGURE 3**  
**THE AFFORDABILITY OF HEALTHIER (LEFT) AND LESS HEALTHY (RIGHT) RETAIL FOOD BASKETS (2024)**



**TABLE 7**  
**AFFORDABILITY OF HEALTHIER AND LESS HEALTHY RETAIL FOOD BASKETS**

			Healthier Retail Food Basket		Less Healthy Retail Food Basket	
Income	Country	Retailer	% daily per capita GNI	% daily per capita net income	% daily per capita GNI	% daily per capita net income
Upper	US	Walmart	6.89	11.10	5.82	9.37
		Kroger	6.66	10.72	4.20	6.76
	France	E.Leclerc	6.27	8.99	5.10	7.30
		Carrefour	7.69	11.01	6.21	8.89
Upper- middle	Indonesia	Indomaret	48.90	100.10	44.16	90.38
	South Africa	Pick n Pay	44.72	28.28	34.35	21.72
Lower-middle	Philippines	SM Supermarket	52.63	31.91	35.68	21.63
		Robinsons Supermarket	71.19	43.16	44.32	26.87
	Kenya	Naivas	154.40	64.58	116.69	48.81

Note: GNI refers to gross national income.



# DISCUSSION

This pricing analysis applied a novel approach, grounded in the 2019 EAT-Lancet reference diet, to estimate the cost and affordability of healthier and less healthy food products, represented by corresponding retail food baskets from nine retailers across six countries in 2024. The findings highlight persistent affordability challenges for healthier diets and the importance of integrating cost and affordability considerations into nutrition policy.

Retailers can play a role in closing this gap by prioritizing healthier yet affordable manufacturer brand products, improving the healthiness of retail products, aligning marketing and promotional strategies with public health goals, and supporting affordability initiatives.

Across all countries and retailers, healthier baskets were consistently more expensive and less affordable than less healthy ones. This finding is consistent with previous systematic reviews and meta-analyses showing that healthier dietary patterns tend to be more costly than less healthy ones, whether assessed by daily intake or per 2,000 kcal.<sup>36</sup> Other studies in the US have similarly found that increased food spending is associated with improved diet quality.<sup>37,38</sup>

Although many retailers and policy initiatives aim to improve the affordability of healthier foods, this cost differential at the food basket level suggests that such efforts have not yet translated into substantial shifts in retail pricing. This persistent price gap is likely to influence consumer purchasing behaviour, particularly among price-sensitive or marginalized groups, who may opt for less healthy but cheaper options—potentially exacerbating inequalities in diet quality and health outcomes.<sup>39</sup>

The results are consistent with broader analyses of diet affordability across countries of varying income levels. For example, a global study assessing the affordability of the 2019 EAT-Lancet reference diet using 2011 data found that affordability was lowest in Kenya, lower in

Indonesia, the Philippines, and South Africa, and highest in France and the US when measured as a percentage of daily per capita GNI.<sup>11</sup>

It is noteworthy that the current study applied a retailer basket approach, collecting prices from selected retailers, which may better represent what consumers pay. In contrast, the earlier EAT-Lancet affordability study relied on standardized commodity prices.<sup>11</sup> Similarly, studies by FAO, the World Bank, and other organizations have shown that lower-income and LMICs face a disproportionately heavy burden in meeting the cost of nutrient-adequate diets.<sup>13</sup> Using this retail food basket approach, the findings are comparable to previous studies where lower-income countries show more constrained affordability as well as higher PPP-adjusted nominal prices.

A notable finding is that at Indomaret in Indonesia, the retail food baskets represent a high percentage of daily per capita net income but a lower percentage of per capita GNI. This suggests that although national economic growth has been strong, household-level incomes have not risen proportionately. Large informal sectors, regional disparities, and income inequality may drive improvements in macroeconomic indicators without corresponding gains in individual purchasing power.<sup>40</sup>

Conversely, in Kenya, the baskets account for a high percentage of daily per capita GNI but a slightly lower percentage of daily per capita net income. This may indicate that certain population segments experience relatively better purchasing power than national GNI figures suggest, or that income distribution patterns influence the relationship between macroeconomic indicators and household affordability.<sup>41</sup> However, this analysis does not allow for robust interpretation of these observations, and further research is warranted to validate these findings.



The current pricing analysis has several strengths. First, the study introduces a novel retailer-based basket approach, distinguishing between healthier and less healthy food baskets. This method enables a more granular assessment of actual retail prices as experienced by consumers, rather than relying solely on aggregated commodity prices or generalized diet models. By capturing differences at the retailer level, the analysis provides actionable insights for policymakers, retailers and other stakeholders on affordability and access challenges within real-world retail food environments.

Second, the healthier basket is anchored in the healthy and sustainable 2019 EAT-Lancet reference diet, ensuring that the analysis is guided by internationally recognized nutrition and sustainability standards.<sup>19</sup> This alignment strengthens the study's relevance for public health and nutrition policy by linking observed costs directly to dietary patterns that support both human and planetary health.

Lastly, the standardized basket composition enabled cross-country comparisons and strengthened the robustness and comparability of results across diverse economic contexts. The analysis also incorporated economic indicators at both micro- and macro-levels, providing a more nuanced understanding of affordability and purchasing power.

Nevertheless, several methodological limitations should be considered when interpreting the results. Certain discrepancies between healthier and less healthy retail food baskets in specific retailers—such as Naivas in Kenya and Indomaret in Indonesia—should be interpreted with caution. For example, frozen fruits were unavailable in the pricing data source (Euromonitor International's VIA Platform), likely reflecting limited access and development in cold chain infrastructure. Consequently, fresh fruit substitutes were used in the healthier baskets for these retailers. In addition, the substituted prices were collected at a single point in September 2025; although inflation adjustments were applied, seasonal variation and supply fluctuations could not be fully accounted for.



It is also important to note that the retail food baskets represent the cost of a “retail diet”, rather than actual dietary patterns or food purchasing behaviours. In countries such as Indonesia, the Philippines, and Kenya, where informal markets remain major sources of food—reliance on formal retailers is lower.<sup>42</sup> Consequently, retail baskets may overestimate household food expenditures or price exposures, which may partly explain the higher observed costs and lower affordability in these contexts.

Finally, while the analysis provides valuable insights, the results should be interpreted as indicative rather than definitive. The limited number of countries, the focus on selected retailers, and reliance on a relatively narrow set of food products limit overall representativeness.

# RECOMMENDATIONS

The findings offer valuable insights for **retailers, policy makers, and researchers.**

Previous research using the Healthy Food Environment Policy Index (Food-EPI) found that, among various policy domains aimed at creating healthy food environments, food retail policies had the lowest level of implementation. This indicates that measures such as regulating food promotions, product placement, and measures to improve the availability of healthier options in retail settings were less developed compared to policies in areas like nutrition education or school food environments.<sup>43</sup> **Results from the current analysis on the cost and affordability of healthier and less healthy retail food baskets can help retailers to self-monitor policies related to affordability.** Potentially, an assessment toolkit on the affordability of 'retail food baskets' could be developed for this purpose to better monitor the implementation of such policies in the food retail sector.

Partnerships among retailers, policymakers, and researchers are also needed to **continuously monitor the pricing data and cost and affordability of food baskets structurally, and align pricing strategies and source suppliers with health goals** to close the gap between healthier and less healthy baskets, especially in lower-middle and upper-middle income countries.

At national level, governments should consider **fiscal measures that structurally reduce the price gaps and to make healthier foods accessible and affordable** for all, such as subsidies for healthier foods and tax incentives to lower costs of healthier foods.<sup>44</sup> A pooled systematic review and meta-analysis has shown that price reductions can lead to increased purchases of fruit and vegetables, potentially sufficient to generate health benefits if sustained.<sup>45</sup> Thus, **structural fiscal measures can have potential nutritional and health benefits if designed, implemented, and monitored appropriately.**<sup>44</sup>

Besides fiscal policies, public policies supporting an overall healthy retail food environment is important for consumers to make healthier food choices more easily.<sup>46</sup> Measures such as **nutrition labelling and limiting promotions for less healthy foods have proven to be robust and effective in modifying diet-related outcomes**, including consumer purchasing of healthier foods, healthier dietary behaviours, and health benefits.<sup>47</sup>

Therefore, **a holistic package of fiscal measures should be used to support public health targets, particularly in LMICs.**<sup>44,48</sup>

**Future research is needed to validate and refine the retail food basket approach**, including expanding the number of countries, retailers, and a wider spectrum of food products, and repeated data collection over the years to monitor variations in cost and affordability. Research should also incorporate consumer perspectives, particularly on purchasing behaviour, price sensitivity, and perceived affordability among vulnerable groups.<sup>49,50</sup> In countries where informal markets play a dominant role, such as Indonesia and Kenya, it is important to compare affordability between formal retail and informal markets to better capture the full food environment.<sup>42</sup> Finally, longitudinal research is needed to evaluate whether fiscal measures, retailer pricing strategies, or other interventions effectively improve the affordability and consumption of healthier diets.

# GLOSSARY

<b>Food environments</b>	The physical, economic, political, and sociocultural factors that influence individual's food choices and access to food. Food environments are typically divided into two broad categories: natural and built environments.
<b>Strike-through price</b>	The price at which a product has been offered for sale for a reasonable period prior to a promotion or discount, used as a reference point to indicate a price reduction to consumers.
<b>Shelf price</b>	The price displayed on the store shelf or electronic label for a product, representing the current retail selling price and including any promotions.
<b>EAT-Lancet reference diet (2019)</b>	A global dietary framework proposed by the EAT-Lancet Commission to promote both human health and environmental sustainability. It is a flexible, plant-forward diet in which whole grains, fruits, vegetables, nuts, and legumes make up the majority of daily intake, while animal-sourced foods such as meat and dairy are included in smaller amounts. The guidelines provide recommended intake ranges for major food groups, with an average daily energy target of 2,500 kcal for adults.
<b>Purchasing power parity (PPP)</b>	A measure of the price of specific goods in different countries used to compare the absolute purchasing power of the country's currency.
<b>PPP-adjusted USD</b>	<p>The equalized cost of good and services in different countries measured in terms of national currency per USD. For this assessment, food baskets were used. Example calculation:</p> <p>Demo healthy diet cost EUR 14.93 in 2024, and the PPP conversion rate for 2024 is 1 euro = USD 1.19, then the PPP-adjusted cost in USD would be <math>\text{EUR } 14.93 * 1.19 = \text{USD } 17.75</math> (PPP-adjusted USD)</p>
<b>Per capita gross national income (GNI)</b>	The total amount of factor incomes earned by the residents of a country, divided by its midyear population, providing a measure of average economic prosperity. The total amount of factor incomes is equal to gross domestic product (GDP), plus factor incomes received from non-residents by residents, minus factor income paid by residents to non-residents.
<b>Daily per capita net income</b>	The average amount of disposable income available per person per day after taxes and other deductions.

## APPENDIX: SUPPLEMENTARY RESULTS

**Table A1. Overview of number of products (n) per category per retailer on VIA platform.**

EAT-Lancet food group	VIA category	US		France		Indonesia	South Africa	Philippines		Kenya
		Walmart (n)	Kroger (n)	Carrefour (n)	E.Leclerc (n)	Indomaret (n)	Pick n Pay (n)	SM Supermarket (n)	Robinsons Supermarket (n)	Naivas (n)
Staple foods	Rice	760	675	313	43	7	66	88	84	44
	Bread	2934	874	456	73	16	106	209	122	9
	Dried pasta	1787	1048	861	104	6	78	158	137	70
	Cooking noodles	303	200	98	2	1	13	105	47	3
	Instant noodles	1644	290	262	11	82	33	236	259	20
	Frozen processed potatoes	134	63	111	5	4	26	24	32	0
Vegetables	Frozen processed vegetables	364	230	135	117	1	76	64	32	6
	Shelf stable vegetables	1238	214	348	104	3	43	92	95	27
	Shelf stable tomatoes	143	101	37	14	0	22	18	27	8
Fruits	Frozen fruit	179	55	41	7	0	7	9	6	0
	Shelf stable fruit	291	259	72	28	4	49	63	67	4
Dairy foods	Cow's milk	217	93	235	29	31	68	86	99	72
	Flavoured milk drinks	106	34	48	5	82	101	107	109	36
	Yoghurt	629	373	1007	175	0	356	145	184	214
Beef, lamb, and pork	Processed red meat	896	993	1362	239	17	118	256	374	55
Chicken and other poultry, eggs	Processed poultry	631	514	766	104	40	83	143	158	10
Fish	Processed seafood	650	428	1143	191	22	191	303	271	11
Legumes and beans	Shelf stable beans	538	196	164	50	1	62	31	49	14
	Frozen processed vegetables	364	230	135	117	1	76	64	32	6
	Tofu and derivatives	14	21	23	0	1	0	4	18	0
Nuts and seeds	Nuts, seeds and trail mixes	1903	1474	465	55	17	88	99	268	68
	Potato chips	2627	143	213	37	40	98	163	236	50
Saturated edible oil	Palm oil	0	0	1	1	1	0	7	21	0
	Butter	145	47	123	26	2	11	54	60	17
	Cooking fats	187	55	14	2	0	1	0	0	44
Unsaturated edible oil	Olive oil	293	201	195	10	10	28	32	46	31
	Rapeseed oil	26	19	22	1	4	6	10	23	0



	Soy oil	1	0	1	4	1	0	1	0	0
	Sunflower oil	14	6	29	6	0	15	2	0	0
All sugars	Fruit snacks	1391	1258	308	30	2	17	24	82	6
	Water ice cream	156	131	120	30	0	32	8	23	6
	Dairy ice cream	583	641	465	103	0	127	155	426	61
	Sweet biscuits	7172	2633	1387	288	212	315	335	593	93

Table A2. Food inflation rate in Indonesia and Kenya (2024)

Month	Food Inflation Rate (%), Indonesia	Food Inflation Rate (%), Kenya
January	5.84	7.9
February	6.36	6.9
March	7.43	5.8
April	7.04	5.6
May	6.18	6.2
June	4.95	5.6
July	3.66	5.6
August	3.39	5.3
September	2.57	5.1
October	2.35	4.3
November	1.68	4.5
December	1.9	4.8
Average	4.4	5.6

\* BPS-Statistics Indonesia and Kenya National Bureau of Statistics.<sup>26, 27</sup>

**Table A3. Food products included in retail food baskets from Walmart (US)**

EAT-Lancet Food Group	Healthier Food Basket			Less Healthy Food Basket		
	Euromonitor product sub-category	Name	Price per 100 g/ml (USD)	Euromonitor product sub-category	Name	Price per 100 g/ml (USD)
Staple foods	Dried Pasta	Tinkyada Fettucini Brown Rice Pasta	2.34	Dried Pasta	Colavita Spaghetti Pasta	1.38
		Barilla Protein Plus Multigrain Spaghetti Pasta	1.54		Barilla Jumbo Shells Pasta - Non- Gmo Pasta Made With Durum Wheat Semolina - Kosher	1.50
		Barilla Spaghetti 100 Percent Whole Grain Pasta	1.39		Skinner Bow Tie Pasta	1.38
		Banza Rigatoni Chickpea Pasta	4.84		Barilla Certified Gluten- Free Italy's #1 Brand. Non-GMO Penne Pasta	2.91
		De Lallo Whole Wheat Lasagna Noodles. Oven- Ready. 100% Whole Grain Pasta. Made	2.75		Al Dente Golden Egg Farfalle	3.26
	Bread	Pepperidge Farm 100% Whole Wheat Cinnamon Raisin Swirl Bread. Loaves 8543	2.21	Bread	Bunny White Half Loaf Bread	0.58
		Sara Lee Delightful Honey Whole Wheat Bread, Soft Honey Wheat Bread, Bag	1.20		Sola Classic White Sliced Bread	0.98
		Dave's Killer Bread 21 Whole Grains and Seeds Organic Bread Loaf	1.53		Italian White Bread	0.75
		Dave's Killer Bread Plain Awesome Organic Bagels	1.51		Nature's Own Butterbread Sliced White Bread Loaf	1.18
		Bakery Bread. Smooth Multigrain	0.71		Alfaro's Artesano White Bakery Rolls. White Bread. Bag	0.73
	Frozen Processed Potatoes	Roast Works Unseasoned Roasted Sweet Potato.	1.81	Frozen Processed Potatoes	Simplot Straight Cut French Fry.	1.11
		Patti's Good Life Maple Glazed Sweet Potatoes	1.29		Simply Potatoes Gluten- Free Original Shredded Hash Browns. Bag ( Refrigerated)	0.72
		Mc Cain Harvest Splendor 5/16 inch Straight Cut Battered Seasoned Sweet Potato Fry	1.69		Pinnacle Foods Birds Eye Steamfresh Chefs Favorites Roasted Red Potatoes	0.77
		Mc Cain Harvest Splendor Sweet Potato Cross Trax.	1.71		Lamb Weston Stealth Natural Regular Cut French Fry bs	1.16
		Sweet Sensations Crinkle Cut Sweet Potato Fries.	1.56		Mr. Dell's Shredded Hash Browns	0.47
Vegetables	Frozen Processed Vegetables	Birds Eye Mixed Vegetables. Frozen	0.31	Shelf Stable Vegetables & Shelf Stable Tomatoes	Del Monte Sliced Carrots	1.07
		Great Value Seasoning Blend. ( Frozen)	0.49		Pacific Foods Organic Fire Roasted Vegetable Chili. Plant Based. Can	1.29
		Green Giant Broccoli	0.87		Golden Circle Canned Beetroot Slices .	5.91
		Birds Eye Steamfresh Brussels Sprouts. Frozen	0.69		Glory Foods Canned Collard Greens. Canned Vegetables.	1.25
		Cascadian Farm Organic Broccoli Floret	3.43		Del Monte Mixed Green Beans. Vegetables.	0.32
Fruits	Frozen Fruit	Great Value Blueberries. ( Frozen)	0.54	Shelf Stable Fruit	Oregon Blueberries in Light Syrup.	1.05
		Great Value Cherry Berry Blend. Frozen. in resealable bag	0.56		Del Monte Fruit Cocktail. Canned. Heavy Syrup.	0.45
		Great Value Organic Triple Berry Blend.	1.05		(4 Cups) Dole Fruit Bowls Mandarin Oranges in Orange Gel.	0.62
		Wyman's Triple Berry ( Frozen)	0.92		Great Value Diced Peaches. No Sugar Added	0.61
		Wyman's Wild Blueberry ( Frozen)	0.92		Dole Sliced Peaches in 100% Fruit Juice Jar	0.61

Dairy foods	Cow's Milk	Hiland Vitamin D Milk 1 Gal Jug	0.14	Flavoured Milk Drinks	Horizon Organic 1% Lowfat UHT Chocolate Milk - / Boxes	0.79
		Great Value Fat Free Milk. Gallon.	0.08		Nestle Nesquik Double Chocolate Lowfat Milk. Ready to Drink.	0.36
		Great Value Whole Vitamin D Milk. Half Gallon.	0.10		Nestle Nesquik Ready-to- Drink Milk. DJ Khaled. Another Bun. Cinnamon Bun Flavor. Bottle	0.45
		Prairie Farms Whole Milk	0.29		Danimals Smoothie Mixed Berry Dairy Drink	0.74
		Lactaid 1% Lowfat Milk.	0.24		HERSHEY'S a2 Milk. Chocolate 2% Reduced Fat Milk.	0.26
	Yoghurt	Yoplait Protein Yogurt Peach	0.54	Yoghurt	LALA Strawberry Yogurt Smoothie	0.45
		Chobani Flip Low-fat Greek Yogurt. Lemon Meringue Pie	1.08		El Mexicano Drinkable Yogurt Strawberry	0.74
		Yoplait Original Cherry With Chocolate Low Fat Yogurt	0.43		Great Value Lowfat Strawberry Yogurt Smoothie	0.39
		Chobani Flip Low- Fat Strawberry Cheesecake Greek Yogurt	0.93		Glenoaks Farms Probiotic Lowfat Peach Yogurt Drink.	0.42
		Dannon Light + Fit Toasted Coconut Vanilla Greek Fat Free Yogurt Cup.	0.79		LALA Probiotic Yogurt Smoothie Drink with Protein. Wild Strawberry. Plastic Bottle	0.49
Beef. lamb. and pork	Processed Red Meat	Great Value Beer 'N Bratwurst. inks. b ( Fresh)	0.80	Processed Red Meat	Armour Barbecue Vienna Sausage. Can	0.73
		Freshness Guaranteed Taco Seasoned Pork Crumbles	2.20		Armour Star Vienna Sausage. Original Flavor. Canned Sausage.	0.71
		Freshness Guaranteed Italian Pork Crumbles	2.20		Armour Star Vienna Sausage Hot & Spicy Flavored. Canned Sausage. .	0.75
		Great Value Mild Italian Sausage. inks. b ( Fresh)	0.81		Armour Vienna Sausage. Original. Can	0.57
		Great Value. Mild Ground Italian Sausage. Pork. b ( Fresh)	0.80		SPAM Classic. Can	1.57
Chicken and other poultry. eggs	Processed Poultry	Marketside Chicken Breast Breaded and Seasoned with Dijon and Parmesan. ( Fresh)	1.40	Processed Poultry	Armour Chicken Vienna Sausage. Can	0.72
		Freshness Guaranteed Breaded Chicken Breasts. Refrigerated.	1.95		Libby's Chicken Vienna Sausage in Chicken Broth. Canned Sausage	0.76
		Freshness Guaranteed Lemon Pepper Rotisserie Chicken. ( Hot)	0.90		Libby's Chicken Vienna Sausage. Can	0.52
		Marketside bacon-wrapped chicken grillers (fresh)	1.72		Perdue Breaded Chicken Breast Patties All White Meat - Frozen	0.92
		Brookwood Farms. Smoked & Sliced. Turkey Breast. Package Meals. ( Fresh)	2.86		White Castle Original Chicken Rings	2.59
Fish	Processed Seafood	King and Prince Round Coconut Breaded Shrimp - 16/20.	3.85	Processed Seafood	Sea Crisp Breaded Rectangle Minced Fish	2.02
		King and Prince Seafood Mrs Friday Stuffed Shrimp Baker	4.67		Louisiana Fish Fry Products Cajun Crispy Fish Fry Breeding Mix.	1.49
		Frozen Seafood Warm Water Lobster Tail	8.07		Big Easy Foods US Farm- Raised Catfish Nuggets. Frozen. b bag	0.89
		Frozen Wild Gulf Medium Raw Shrimp. Peeled and Deveined. bag	1.86		Trident Seafoods Oven Ready Whole Grain Pollock Nugget	2.50
		Great Value Frozen Wild Caught Pan Ready Whiting. B	0.82		Big Easy Foods US Farm- Raised Catfish Nuggets. Frozen. b bag	0.89
Legumes and beans	Shelf Stable Beans & Frozen Processed Vegetables	S&W Low Sodium Garbanzo Beans. Can	0.51	Shelf Stable Beans	Pacific Foods Organic Harvest Black Bean Chili. Plant Based. Can	1.02
		Eden Foods Organic Navy Beans	0.15		Ranch Style Brand Beans	0.47

		GOYA Pinto Beans Low Sodium	0.28		Bush's Honey Sweet Baked Beans. Canned Beans. Can	0.26
		GOYA Organics Red Kidney Beans Low Sodium	0.34		Bush's Chili Beans. Canned Pinto Beans in Mild Chili Sauce. Can	0.67
		Goya Pink Beans.	0.36		Margaret Holmes Seasoned Pinto Beans. Canned Beans.	0.44
	Tofu and Derivatives	Mori- Nu Organic Silken Tofu Pkg	2.21			
		House Foods Refrigerated Soy Extra Firm Tofu	0.99			
		Original Organic Plant- Based Tempeh	1.48			
		Franklin Farms Soy Free Chickpea Tofu - Original Flavor	0.81			
		Nasoya Tofu. Organic. Super Firm	0.75			
<b>Nuts and seeds</b>	Nuts. Seeds and Trail Mixes	Food To Live Pepitas / Pumpkin Seeds ( Raw_ No Shell_ Kosher).8 Ounces	4.42	Nuts. Seeds and Trail Mixes	Planters Lightly Salted Mixed Nuts. Can	4.08
		Daily Nuts Original Mixed Nuts   Mixed Nuts Snack Packs   Individually wrapped snacks   Unsalted Mix	6.52		ROASTED PUMPKIN SEEDS to Eat in Shell by s MIXED NUTS - Salted with Sea Salt - Non-GMO Vegan Fresh H	3.43
		Nuts. Roasted Unsalted Nuts. Gluten Free Assorted Nuts. NonGMO Nuts Mix. Vegan Roasted Nuts. bs.	2.29		Savanna Orchards honey roasted nut mix	2.78
		Sunflower Seeds. Raw (. ZIN: 525820) -	4.29		Honey Roasted Peanuts (ZIN: 525989)	2.97
		We Got Nuts Unsalted Roasted Cashews. bs	2.42		Takis Hot Nuts Flare Double Crunch Peanuts. Chili Pepper Lime Flavored Spicy Peanuts	3.29
				Potato Chips	Lay's Stax Sour Cream and Union Flavored Potato Crisps Crunchy Delicious Chips Snacks for Kids Adult	5.66
					Torres Patatas Fritas Spanish Potato Chips Imported From Barcelona. Spain Exotic Flavors ( Supervari)	13.94
					Good Health Kettle Avocado Oil Barbecue Flavor Potato Chips	4.95
					Kettle Brand Krinkle Cut Dill Pickle Potato Chips	3.65
					All Dressed Potato Chips	4.41
<b>Saturated edible oil</b>	Butter & Cooking Fats	I Can't Believe It's Not Butter! Original Spray	2.27	Palm Oil & Butter & Cooking Fats	Land O Lakes Salted Whipped Butter. 5 Pound - 2 per case.	3.52
		Danish Creamery Unsalted European Style Butter.	1.59		Plugra Salted Butter . Sticks	1.42
		Keller's Creamery Unsalted Butter Sticks. ..	1.19		Miyokos Creamery Cultured Vega Salted Butter	4.88
		Prairie Farms Unsalted Quarter Butter Sticks.	1.17		Pure Irish Butter- Salted	1.96
		Organic Valley Cultured Unsalted Organic Butter. b	1.72		Land O Lakes Quarter Salted Butter	3.22
<b>Unsaturated edible oil</b>	Olive Oil	Bertolli Extra Virgin Olive Oil.	1.57	Sunflower Oil	Iberia Sunflower and EVOO Blend	0.57
		Lucini Italia Organic Premium Select Extra Virgin Olive Oil Glass Bottle	6.51		La Tourangelle Organic Sunflower Oil	0.98
		Great Value Extra Virgin Olive Oil Non- Stick Cooking Spray.	2.44		Great Value 48 fo Gv Sunflower Oil	0.52
		Bari Extra Virgin Olive Oil Organic California	4.23		Organic Sunflower Oil Ellyndale Foods Liquid	3.75
		Bertolli Extra Virgin Olive Oil.	4.09		Organic Sunflower Oil	1.82
	Rapeseed Oil	Wesson Pure Canola Oil. Trans Fat. Cholesterol Free.	0.59	Soy Oil		
		Wesson Pure Canola Oil. Trans Fat. Cholesterol Free.	0.43			

		Crisco Pure Canola Oil	1.03			
		Crisco Canola Oil. Pure	0.57			
		Amish Country Popcorn   Butter Flavored Canola Oil	0.82			
All sugars	Fruit Snacks	Sunsweet Amazin Pitted Prunes	1.32	Sweet Biscuits	Lenny & Larry's The Complete Cookie. Double Chocolate	1.68
		Ocean Spray? Greek Yogurt Covered Craisins?. Greek Yogurt Flavored. Covered Cranberries. Dried Fruit	2.82		Godiva Assorted Premium Bakery Cookies. .	1.94
		Delicious Dried Pineapple Chunks by It's Delish - Bulk Bag Lightly Sweetened Candied Fruit. Lo	4.62		BRITANNIA Good Day Butter Cookies Family Pack () Breakfast. Lunch Snacks. Rich and Delici	1.45
		Buddy Fruits Pure Blended Multi- Fruit Snack	1.85		Petit Beurre. Biscuit With Butter.	1.58
		Bare Baked Crunchy Fruit Snack Pack. Gluten Free. Apples. Bananas. and Coconut Flavors. Bags	7.97		Crav'n Flavor. Shortbread Cookies. Fudge Striped. Original	1.12
	Water Ice Cream & Dairy Ice Cream	Edy's Dreyer's Slow Churned Classic Vanilla Light Ice Cream. Kosher	0.35	Water Ice Cream & Dairy Ice Cream	Ben & Jerry's Ice Cream. Pint. Variety of Flavors Available	1.68
		Breyers Frozen Dairy Dessert No Sugar Added Vanilla.	0.35		Ben & Jerry's top Chocolate Caramel Cookie Dough Ice Cream.	0.99
		Outshine No Sugar Added Strawberry Frozen Fruit Ice Bars.	0.93		Enlightened. Butter Pecan Ice Cream Keto Ice Cream. ( Frozen)	1.09
		Halo Top Cookies and Cream Light Ice Cream Pint.	0.99		Breyers Ice Cream. Chocolate ( Frozen)	0.35
		Ice Cream. Light. Vanilla Bean	0.35		Otter Pops 100% Fruit Juice Assorted Fruit Ice Pops. Gluten-Free Freezer Pops .	0.33



**Table A4. Food products included in retail food baskets from Kroger (US)**

EAT-Lancet Food Group	Healthier Food Basket			Less Healthy Food Basket		
	Euromonitor product sub-category	Name	Price per 100 g/ml (USD)	Euromonitor product sub-category	Name	Price per 100 g/ml (USD)
Staple foods	Dried Pasta	Barilla Chickpea Orzo Naturally Gluten Free and Kosher Pasta	1.14	Dried Pasta	Kroger Salad Shells Pasta	0.26
		Barilla ( Plus) Penne - plant based pasta - Made from Lentils. Chickpeas & Peas - Non-GMO. Kosher Ce	0.73		Seggiano - Organic Pasta	0.31
		Jovial Einkorn Whole Wheat Fusile Organic	2.03		Barilla Elbow Macaroni Pasta b	0.93
		Tinkyada Organic Brown Rice Penne	2.28		Simple Truth Organic Traditional Potato Gnocchi	1.01
		Liviva Shiratki Pasta Penne.	1.50		Rao's Homemade Rigatoni Pasta. Non-GMO. 16 Oz	1.61
	Bread	Canyon Bakehouse Gluten Free Ancient Grain	1.88	Bread	Pepperidge Farm Bakery Classics Top Sliced Sweet Hawaiian Hot Dog Buns	1.08
		Goldminer Cracked Wheat Sourdough Square Bread	0.71		Bakery Fresh Goodness Plain Bagels	0.82
		Oroweat. Keto Bread	1.29		Kroger Enriched White Round Top Bread	0.36
		Organic Righteous Rye Bread	0.88		King's Hawaiian Honey Wheat Rolls	1.47
		Ener-G Foods Multigrain Bread	3.45		Sunbeam Whole White Bread	0.41
	Frozen Processed Potatoes	Kroger Sweet Potato Crinkle Cut French Fries	0.78	Frozen Processed Potatoes	Ore- Ida Shredded Hash Browns Frozen Potatoes Value Size	0.54
		Alexia Sweet Potato Fries	1.02		Kroger Shoestring French Fries	0.49
		Alexia Waffle Cut Sweet Potato Fries	1.01		Birds Eye Skillets Seasoned Red Potatoes	1.26
		Alexia Crispy Bite- Size Sweet Potato Puffs	1.01		Ore- Ida Shredded Hash Brown Potatoes. Bag	0.59
		Simple Truth Organic Sweet Potato Dices	0.79		Ore- Ida Potatoes French Fried Golden Crinkles Extra Crispy - 26 Oz	0.68
Vegetables	Frozen Processed Vegetables	Simple Truth Organic Frozen Chopped Kale	0.79	Shelf Stable Vegetables & Shelf Stable Tomatoes	Libby's 100% Pure Canned Pumpkin -	0.61
		Birds Eye Frozen Classic Mixed Vegetables	0.38		Simple Truth Organic Cut Green Beans	0.42
		Kroger Meal- Ready Sides Mexican Style Vegetables -	0.53		Kroger Cut Asparagus Spears	0.53
		Pictsweet Farms Turnip Greens with Diced Turnips. Southern Classics. Frozen Vegetables..	0.80		Kroger Extra Long Asparagus Spears	0.70
		Kroger Recipe Beginnings Frozen Chopped Spinach	0.48		DEL MONTE SPECIAL BLENDS Peas & Carrots Canned Vegetables -	0.61
Fruits	Frozen Fruit	Simple Truth Organic Frozen Pineapple Chunks	0.77	Shelf Stable Fruit	Kroger Diced Mango Cups in 100% Juice	0.55
		Private Selection Sliced Strawberries	0.72		Kroger Yellow Cling Sliced Peaches in Pear Juice	0.40
		Private Selection Whole Frozen Ripe Strawberries	0.77		DEL MONTE Sliced Bartlett Pears in Heavy Syrup Canned Fruit	0.53
		Simple Truth Organic Frozen Mixed Fruit Medley -	0.82		DEL MONTE Yellow Cling Sliced Peaches in 100% Juice Canned Fruit	0.62
		Simple Truth Organic Berry Medley Frozen Fruit	1.17		Del Monte Mixed Fruit. Fruit Cup Snacks. No Sugar Added.	0.60
Dairy foods	Cow's Milk	Kroger CAR Bmaster Ultra Filtered Non- Fat Original Milk	0.27	Flavoured Milk Drinks	Ratio Strawberry Keto Friendly Fluid Dairy Drink	0.35
		Kroger Vitamin D Whole Milk	0.04		Horizon Organic Chocolate Milk. 8 Fluid Ounce	1.57

		Kroger Lactose Free Vitamin D Milk	0.20	Yoghurt	Horizon Milk 1% Chocolate Asep	4.68
		a2 Milk Whole Milk	0.29		Kroger Whole Chocolate Milk Half Gallon	0.17
		Horizon Organic Whole Milk	0.62		Kroger 1% Low Fat Chocolate Milk	0.34
	Yoghurt	Light & Fit Strawberry Cheesecake Greek Yogurt	0.87		Chobani Complete Vanilla Greek Yogurt Shake	1.17
		Kroger Strained Greek Non Fat Plain Yogurt	0.51		Activia Strawberry Probiotic Dailies Yogurt Drink	0.84
		Oui by Yoplait French Style Yogurt. Blueberry. Gluten Free.	1.19		Activia Probiotic Dailies Cherry & Blueberry Lowfat Yogurt Drinks	0.83
		Kroger Plain Nonfat Greek Yogurt	0.58		Kroger Low Fat Vanilla Greek Yogurt Drink	0.72
		Yo Crunch OREO Lowfat Vanilla Yogurt	0.91		El Viajero Bio- Salud Original Probiotic Yogurt Drinks - /	0.42
<b>Beef, lamb, and pork</b>	Processed Red Meat	Johnsonville Cheddar Brats	1.08	Processed Red Meat	Kroger Original Vienna Sausages	0.65
		Simple Truth Natural Bison Ribeye Steak	6.60		Armour Original Vienna Sausage	0.64
		Johnsonville Original Breakfast Patties.	1.84		SPAM Lite	1.23
		Kroger 100% Pure Beef Quarter Pound Burgers	1.26		Armour Potted Meat	1.16
		Kroger 100% Pure Beef Quarter Pound Burgers	1.34		SPAM Reduced Sodium Canned Meat	1.23
<b>Chicken and other poultry, eggs</b>	Processed Poultry	Kroger Whole Frozen Turkey Without Gravy (20-b) (limit 1 At Sale Price)	0.60	Processed Poultry	Libby's Chicken Vienna Sausage in Chicken Broth	1.40
		Heritage Farm Boneless Skinless Chicken Thighs	0.76		Banquet Chicken Nuggets	0.66
		Honeysuckle White Ground Turkey Breast 99% Lean 1% Fat	1.54		Kroger Breaded Chicken Nuggets	0.73
		Heritage Farm Boneless Skinless Chicken Breast Cutlets	0.90		Tyson Frozen Chicken Nuggets Family Pack	0.76
		Tyson All Natural Premium Cornish Hen	1.15		Tyson Fully Cooked Frozen Spooky Chicken Nuggets	0.91
<b>Fish</b>	Processed Seafood	Kroger Wild Caught Boneless & Skinless Frozen Pacific Cod	2.35	Processed Seafood	Louisiana New Orleans Style Fish Fry Mix	0.87
		Kroger Wild Caught Salad Shrimp Cooked & Peeled	2.06		Kroger Frozen Salmon Burgers	2.20
		Kroger Wild Caught Frozen Orange Roughy Fillet	3.82		Seapak Popcorn Shrimp	1.51
		Simple Truth Wild Caught Jumbo Sea Scallops Frozen	6.59		Savannah Classics Original Hushpuppies	0.83
		Tuna Steak Wild Caught (sustainably sourced)	2.20		Zatarain's New Orleans Style Fish Fri Crispy Southern Seafood Breeding Mix	0.81
<b>Legumes and beans</b>	Shelf Stable Beans & Frozen Processed Vegetables & Tofu and Derivatives	Simple Truth Organic Super Firm Tofu	0.88	Shelf Stable Beans	Bush's Best Southern Pit Barbecue Grillin' Beans -	0.45
		Mori-nu Silken Tofu - Extra Firm	1.60		Bush's Best Country Style Baked Beans	0.53
		Mori- Nu Tofu Soft Organic	1.57		Bush's Best Barbecue Baked Beans	0.34
		Simple Truth Organic Super Firm Teriyaki Flavored Pre- Marinated Baked Tofu	2.10		Bush's Best Seasoned Recipe Black Beans	0.35
		Simple Truth Organic Sweet BBQ Pre- Marinated Super Firm Baked Tofu	2.02		Ranch Style Pinto Beans	0.28
		Goya - Beans Bk Low Sodium	0.98			
	Shelf Stable Beans & Frozen Processed Vegetables & Tofu and Derivatives	Goya Black Bean Organic	0.97			
		Delallo Bean Cannellini	1.06			
		Kroger Red Beans	0.20			

		Kroger Pinto Beans	0.20			
<b>Nuts and seeds</b>	Nuts, Seeds and Trail Mixes	Yupik Healthy Organic Nuts. Source of Protein & Iron	5.62	Nuts, Seeds and Trail Mixes	Planters Salted Peanuts. 56 ounce -- 6 per case	1.00
		Hampton Farms Premier Roasted No Salt Jumbo Peanuts	0.91		Hampton Farms Salted Roasted Peanuts	0.84
		Diamond of California Slivered Almonds	7.05		Simple Truth Memphis Style BBQ Cashews	2.52
		Diamond of California Chopped Walnuts	8.27		DAVID Sea Salt Pumpkin Pepitas Seeds. Resealable Bag	7.32
		Blue Diamond Almond Whole Natural	7.41		Planters On The Go Chili Lime Peanut. 2.25 Ounce -- 30 per case.	2.18
				Potato Chips	The Good Crisp Company Potato Crisps. Classic Original	1.92
					Cheddar & Sour Cream Potato Crisps	1.59
					Kroger Family Size Classic Potato Chips	0.86
					Lay's Potato Chips. Salt & Vinegar Flavored. Party Size	1.62
					Kettle Brand Potato Chips Honey Dijon. 7.5 Oz	1.28
<b>Saturated edible oil</b>	Butter & Cooking Fats	Kerrygold Unsalted Irish Butter Sticks	2.00	Palm Oil & Butter & Cooking Fats	Simple Truth Organic Salted Butter Sticks	1.25
		Kroger Unsalted Butter Sticks	0.96		Kroger Spreadable Butter With Olive Oil & Sea Salt	0.96
		Danish Creamery Unsalted European Style Butter.	2.16		Butter Balls. Salted	1.96
		Grassland Unsaltedn Sweet Cream Butter	1.43		Tillamook Sea Salted Extra Creamy Butter Sticks	1.65
		Vital Farms Grass- Fed Unsalted Butter	2.17		Private Selection New Zealand Grass Fed Salted Butter	1.81
<b>Unsaturated edible oil</b>	Olive Oil	Pompeian Smooth Extra Virgin Olive Oil.	1.97	Sunflower Oil	Napa Valley Naturals Organic Sunflower Oil	2.10
		Bertolli Extra Light Olive Oil	2.12		Organic Sunflower Oil	2.26
		Simple Truth Organic Unfiltered Extra Virgin Olive Oil	1.49		1-2-3 Sunflower Oil	0.40
		Organic Extra Virgin Olive Oil	2.87		Kroger Pure Sunflower Oil	0.59
		Bionaturae Organic Olive Oil - Extra Virgin	3.82			
	Rapeseed Oil	Mazola Pure Canola Oil	0.56	Soy Oil		
		Simple Truth Organic Canola Oil BIG Deal!	0.70			
		Crisco Pure Canola Oil	0.47			
		Kroger Non Stick Canola Oil Twin Pack Cooking Spray	1.36			
		Kroger Pure Canola Oil	0.32			
<b>All sugars</b>	Fruit Snacks	Karen's Naturals Organic Just Raspberries	30.98	Sweet Biscuits	OREO Chocolate Creme Chocolate Sandwich Cookies. Family Size. ( Pack of 8)	1.56
		Sun- Maid California Sun-dried Zante Currants	2.20		Mcvities Biscuit Hobnob Milk 10.5 Oz	2.32
		Woodstock Pineapple Slices	3.69		OREO Sandwich Cookies Mint Chocolate Creme Family Size	1.10
		Natierra Freeze Dried Bananas And Strawberries -	17.48		Pillsbury Soft Baked Mini Chocolate Chip Cookies	3.07
		Patience Fruit & Co Whole Cranberries - Dried	5.78		David's Cookies Preformed Frozen Cookie Dough - Two Boxes - Chocolate Chunk	2.11
	Water Ice Cream & Dairy Ice Cream	EDY'S/DREYER'S SLOW CHURNED Double Fudge Brownie Light Ice Cream	0.40	Water Ice Cream & Dairy Ice Cream	Rebel Ice Cream. Salted Caramel. ( Frozen)	1.32

		Edy's/ Dreyer's Slow Churned Chocolate Light Ice Cream	0.40		Outshine Pineapple. Watermelon. And Mango Mini Fruit Pops	0.74
		Halo Top Sea Salt Caramel Light Ice Cream	1.13		Outshine Raspberry Fruit Bars	1.15
		Halo Top Ice Cream. Light. Chocolate Cake Batter	1.07		Kroger Deluxe Rainbow Lowfat Sherbet	0.49
		Breyers Frozen Dairy Dessert No Sugar Added Vanilla	0.42		Graeter's Vanilla Chocolate Chip Ice Cream Tub	1.26

**Table A5. Food products included in retail food baskets from Carrefour (France)**

EAT-Lancet Food Group	Healthier Food Basket			Less Healthy Food Basket		
	Euromonitor product sub-category	Name	Price per 100 g/ml (EUR)	Euromonitor product sub-category	Name	Price per 100 g/ml (EUR)
Staple foods	Dried pasta	Castagno Spiral Kamut de Farine Complète Eco	0.38	Dried Pasta	- PANZANI - Vemielles cheveux d'ange	0.22
		Pâtes Penne Rigate complet N°A MOLISANA	0.43		Pâtes serpentineti PANZANI	0.15
		Pâtes Blé complet Barilla	0.27		Pâtes - Gamme Hve "penne" - Valfleuri VALFLEURI	0.84
		Pâtes fusilli blé complet CARREFOUR EXTRA	0.26		Pâtes Tagliatelles N°88 - Savino Pasta - Paquet SAVINO PASTA	0.66
		Lot 3x Pâtes Bio Italienne Blé Complet Penne N°31 - 1881 Pasta Berruto - Paquet PASTA BERRUTO -	0.68		Sanavi Cheveux d'ange S/G	1.34
			0.38			0.66
	Bread	Biscottes Blé Complet PASQUIER	0.54	Bread	Brioche tranchée SIMPL	0.26
		Pain complet tartine p'tit déj JACQUET	0.34		Petits pains burger façon bistro CARREFOUR	0.53
		Tartines de pain blé complet bio PASQUIER	1.10		Brioche tranchée au levain PASQUIER	0.36
		Pain allemand Vollkornbrot seigle complet	0.44		Pains au lait PASQUIER	0.36
		Pain de mie complet tranché CARREFOUR CLASSIC'	0.20		Pain Bruschelle MORATO	0.65
	Frozen Processed Potatoes	Sweet potato fries aux Patates Douces STRONG ROOTS	0.90	Frozen Processed Potatoes	Pommes de terre Alphabet CARREFOUR CLASSIC'	0.26
					Potatoes crispers MCCAIN	0.48
					Frites four ou friteuse Bio CARREFOUR BIO	0.53
					Pommes de terre rustiques CARREFOUR EXTRA	0.64
					Just au four Mccain	0.30
Vegetables	Frozen Processed Vegetables	Macédoine de légumes BEGRO	0.13	Shelf Stable Vegetables & Shelf Stable Tomatoes	Légumes cuisinés pour couscous D'AUCY	0.23
		Potiron en cubes CARREFOUR CLASSIC'	0.20		Coucous de légumes à l'orientale CARREFOUR SENSATION	0.35
		Poêlée paysanne aux brocolis. carottes et pois gourmands BONDUELLE	0.51		Petits pois carottes tendres et fondants CASSEGRAIN	1.02
		Légumes cuisinés poêlée festive CARREFOUR EXTRA	0.40		Petits pois carottes extra-fins CARREFOUR CLASSIC'	0.32
		Haricots verts très fins Bio CARREFOUR BIO	0.26		Haricots verts extra-fins D'AUCY	0.41
	Fruits	Frozen Fruit	Mangues en morceaux CARREFOUR	0.85	Shelf Stable Fruit	Fruits au Sirop Abricots Demi- Fruits CARREFOUR CLASSIC
Myrtilles CARREFOUR CLASSIC'			0.86	Ananas en morceaux ST MAMET		1.21
Fraises entières Bio CARREFOUR BIO			1.09	Fruits au Sirop Pêches ST MAMET		0.80
Fruits rouges CARREFOUR CLASSIC'			0.72	Pêches au sirop		0.69

		Fraises THOMAS LE PRINCE	0.59		Fruits au sirop pêche. ananas & kiwi ST MAMET	0.54
<b>Dairy foods</b>	Cow's Milk	Lait frais entier de Montagne Bio Grandlait CANDIA	0.20	Flavoured Milk Drinks	Boisson Lactée Pêche Abricot Sans Sucres Ajoutés DANAQ	0.27
		Lait Entier UHT LE PETIT VENDEEN	0.12		Boisson lactée chocolat CANDIA	0.26
		Lait de brebis UHT 1/2 écrémé LACTEL. bouteille	0.38		Boisson Chocolatée Shake NESQUIK	0.87
		Lait demi-écrémé Bio CARREFOUR BIO	0.12		Boisson lactée fraise Candy' Up CANDIA	0.24
		Lait Demi- Ecreme Stérilisé UHT FAIREFRANCE	0.17		Boisson lactée choco-brownie CANDIA	0.26
	Yoghurt	Hipro Yaourt Myrtille protéiné 0%mg	0.78	Yoghurt	Yaourt à Boire Milkshake Caramel DANETTE	0.55
		Yaourt aux fruits jaunes pêche abricot poire ananas 0% MG PANIER DE YOPLAIT	0.26		Yaourt à boire à la fraise mixée	0.33
		Yaourt fraise allégé 0% MG LIGHT&FREE	0.38		Yaourt à boire à la pêche et à l'abricot	0.33
		Skyr Pêche et Abricot 0% MG DANONE	0.56		Yaourt vanille YOGOURMAND	0.33
		Skyr Nature Bio VRAI	0.58		Yaourt onctueux sur lit de caramel beurre salé LA FERMIERE	0.75
<b>Beef. lamb. and pork</b>	Processed Red Meat	- CHARAL - Carpaccio de boeuf au parmesan	2.71	Processed Red Meat	Saucisses Hot Dog au Porc SOCOPA	1.35
		Carpaccio boeuf marinade pesto rouge. BIGARD. France.	2.25		Corned Beef TULIP	1.17
		Médallions de bœuf sauce foie gras CHARAL	2.75		Saucisses pur porc NOBRE.	0.83
		Foie de bœuf tranches	0.85		Saucisses cocktail TULIP. boîte 1/2	0.85
		Viande Bovine: fondant de Faux-filet CHARAL	3.20		Mini saucisses assortiment TENDRE ET PLUS	1.33
<b>Chicken and other poultry. eggs</b>	Processed Poultry	Cuisses de poulet à la mexicaine LE GAULOIS	1.40	Processed Poultry	Mortadelle De Poulet Halal Zwan ZINE	1.32
		Cuisses de poulet au paprika LE GAULOIS	1.41		L' Atelier - Les Nuggets de poulet 100% filet	1.67
		Filets de poulet tranché	1.19		Bouchées de Poulet Frit Karaage MEI ASIA	1.68
		Escalope de dinde extra fine DOUCE FRANCE	3.14		Cordons de poulet à la normande MAITRE COQ	0.81
		Filet de poulet jaune. nourri au maïs. en aiguillette. MAITRE COQ. France. barquette sous atmosphère	2.34		Cordons bleus de dinde Halal ISLA DELICE	0.89
<b>Fish</b>	Processed Seafood	Delpierre Couronne de crevettes sauce fines herbes	4.41	Processed Seafood	Schar 10 bâtonnets de poissons panés sans gluten	2.32
		Saumon fumé Norvège PETIT NAVIRE	4.96		Hareng frit en marinade SYWAN	0.95
		Gambas roses géantes PESCANOVA	3.43		Thon Entier À L'huile De Tournesol - Agidra AGIDRA	2.05
		Brochettes de morceaux de cabillaud salé et queues de crevettes cuites + sa marinade au basilic DELP	3.23		Thon sauce catalane PETIT NAVIRE	1.30
		Sardines marinade herbes de Provence	2.91		Saupiquet filets de maquereaux vin blanc aux 9 aromates	1.23
<b>Legumes and beans</b>	Shelf Stable Beans & Frozen Processed Vegetables	Haricot noir cuit COMPAL.	0.27	Shelf Stable Beans	Haricots blancs préparés	0.78
		Flageolets extra fins D'AUCY	0.55		Haricots rouges Origine France D'AUCY	0.58
		Haricots blancs extra BAIONADE	0.26		Flageolet cuisinés extra-fins	0.70
		Haricots rouges CASSEGRAIN	0.96		Haricots rouges touche de ciboule et cumin CASSEGRAIN	1.12
					Flageolets préparés extra-fins CASSEGRAIN	0.61



	Tofu and Derivatives	Tofu Bio Extra Olive Sans OGM SOJABIO	3.89			
		Tofu fumé bio CEREAL	3.53			
		Tofu CARREFOUR BIO	0.57			
		Tofu Bio Extra Olive Sans OGM SOJABIO	3.89			
		Tofu nature bio CEREAL	2.30			
		Tofu Bio nature LOCADELICE	1.44			
<b>Nuts and seeds</b>	Nuts. Seeds and Trail Mixes	Pipas Toastées Sans Sel Ajouté Facundo	6.10	Nuts. Seeds and Trail Mixes	Amandes grillées et salées CARREFOUR CLASSIC'	1.60
		Graines de tournesol SEEBERGER	0.75		Noix de cajou LE TEMPS DES CERISES	2.10
		Pistaches décortiquées grillées sans sel WONDERFUL BRANDS	5.57		Noix de macadamia grillées à sec. salées SEEBERGER GMBH	7.06
		Amandes décortiquées grillées sans sel	1.30		Cacahuètes bio grillées salées CARREFOUR BIO	0.90
		Noisette grillée sans sel. DACO BELLO. sachet	2.54		Arachides blanche grillée salée PROFRUIT	0.82
				Potato Chips	Chips Nature Format familial LAY'S	1.07
					- TYRRELL'S - Chips au sel de mer et poivre concassé	2.15
					Chips saveur pesto mozzarella BRETTS	1.16
					Chips à l'ancienne nature CARREFOUR	0.67
					Chips tuiles hot mexican chili et lime PRINGLES	1.59
<b>Saturated edible oil</b>	Butter & Cooking Fats	Beurre Doux Gastronomique PRESIDENT	1.12	Palm Oil & Butter & Cooking Fats	Beurre demi-sel Bleu Blanc Coeur de baratte	1.36
		Beurre moulu doux AOP	1.14		Riz au lait caramel au beurre salé d' Isigny JANVILLE	0.45
		Beurre Doux Tendre PRESIDENT	1.32		Beurre doux PRESIDENT	1.09
		Beurre Doux Extra-fin de Belleville-sur-vie GRAND FERMAGE	1.12		Beurre Doux Moulu PAYSAN BRETON	1.28
		Beurre Doux Moulu PAYSAN BRETON	1.23		Beurre moulu de Bretagne doux CARREFOUR ORIGINAL	0.97
<b>Unsaturated edible oil</b>	Olive Oil	Set Cadeau Black And White: Huile D'olive Extra Vierge Dénoyautée Lorenzo N°5 Et Laudemio Frescobald	5.00	Sunflower Oil	Huile de tournesol CARREFOUR CLASSIC'	0.21
		Huile d'olive vierge extra ROBERT	2.11		Huile de tournesol bio CAUVIN	0.57
		Huile D'olive Espagnole Vierge Carbonell .	2.59		Huile Mélange de 2 Huiles Tournesol et Olive Vierge BORGES TRAMIER	0.35
		Carapelli huile d'olive V.E. Bio Vivace Offre Gourmande	1.54		Huile de tournesol CARREFOUR EXTRA	0.24
		Huile d'olive vierge extra AOP FARE DES OLIVIERS	3.38		Huile De Tournesol Bio FRUIT D'OR	0.78
	Rapeseed Oil	Huile de colza vierge Bio CARREFOUR BIO	0.50	Soy Oil	Huile De Soja Tradition Maurel /bidons	0.70
		Huile de colza bio CAUVIN	0.73		Huile De Soja Tradition Maurel /bidons LESIEUR	0.75
		Huile De Colza Source D' Oméga 3 FLEUR DE COLZA	0.26		Huile De Soja Tradition Maurel /bidons	0.80
		Huile Colza - Bioplanete BIO PLANÈTE	1.06		Huile De Soja Tradition Maurel /bidons LESIEUR	0.94

		Huile de colza CARREFOUR CLASSIC'	0.20			
All sugars	Fruit Snacks	Chips de pommes séchées SEEBERGER	4.58	Sweet Biscuits	Madeleine coquille MAISON VITAL AINE	1.57
		Pruneaux Moelleux Bio En Vrac VRACBIO	2.06		Biscuits barquettes chocolat noisette CARREFOUR BIO	2.07
		Cranberries Entières BROUSSE VERGEZ	1.98		Biscuits au chocolat au lait DELICHOC	1.24
		Pruneaux Moelleux Bio en Vrac	2.02		Bjorg Biscuit Avoine Chocolat	1.87
		Datte Deglet Nour Bio en Vrac	3.12		Biscuits sablés Canestrini au sucre glace MULINO BIANCO	1.20
	Water Ice Cream & Dairy Ice Cream	Glaces caramel beurre de cacahuète CARREFOUR SENSATION	0.49	Water Ice Cream & Dairy Ice Cream	Glace chocolat blanc & cookies MAGNUM	1.67
		Glace à Congeler Party MR FREEZE	0.37		Glaces cônes Sundae caramel CARREFOUR EXTRA	0.57
		Glace au Café LA LAITIERE	0.80		Glace Mini Bâtonnets Citron. Framboise et Bonbons Pétillants MAGNUM	1.38
		Glace à l'eau Ice jets CARREFOUR CLASSIC'	0.57		Glace Dessert Glacé Cookie Dough BEN & JERRY'S	3.26
		Glace Cône vanille pépites nougatine EXTREME	0.85		Glaces cônes saveur popcorn CARREFOUR EXTRA	0.60

**Table A6. Food products included in retail food baskets from E.Leclerc (France)**

EAT-Lancet Food Group	Healthier Food Basket			Less Healthy Food Basket		
	Euromonitor product sub-category	Name	Price per 100 g/ml (EUR)	Euromonitor product sub-category	Name	Price per 100 g/ml (EUR)
Staple foods	Dried pasta	Spaghetti au blé complet - TURINI	0.18	Dried Pasta	Nouilles bouclées d' Alsace I.G.P. aux 7 oeufs -	0.56
		Penne au blé complet -	0.21		Nouilles - TURINI	0.15
		Coquillettes au blé complet -	0.24		Coquillettes -	0.15
					tagliatelles sans gluten - CHAQ. JR S/ GLUTEN	0.66
					Farfalles -	0.14
	Bread	pain spécial de campagne - EPI D'OR	0.39	Bread	Baguette précuite au four à pierre -	0.54
		Pain de mie sans croute complet - EPI D'OR	0.29		Briochettes rondes-- EPI D'OR	0.33
		Pain de mie ssa sandwich complet - EPI D'OR	0.28		Pains au lait - ECO +	0.30
		Pain au seigle complet -	0.36		Pains au lait - EPI D'OR	0.36
		Pain de mie ssa extramoelleux complet - -EPI D'OR	0.33		Pain de mie sandwich nature - EPI D'OR	0.19
	Frozen Processed Potatoes			Frozen Processed Potatoes	Ecrasé de pommes de terre et truffe d'été 1% aromatisé - POM'LISSE	1.00
					Pommes de terre à la Sarladaise -	0.50
					Pommes de terre du Sud- Ouest à l'échirlète -	0.59
					Ecrasé de pommes de terre. champignons de Paris et cèpes -	0.99
					Galettes de pommes de terre à l'alsacienne -	0.44
Vegetables	Frozen Processed Vegetables	Trio de poivrons bio en lanières -	0.53	Shelf Stable Vegetables & Shelf Stable Tomatoes	Epinars hâchés Notre Jardin	0.28
		Poêlée champêtre surgelée - ECO +	0.21		Jardinière Notre Jardin	0.81
		macédoine de légumes - NOTRE JARDIN	0.16		Légumes pour couscous-NOTRE JARDIN	0.36
		Duo de fleurettes bio -	0.43		Garniture de céleri -	0.37
		Brocolis fleurettes - NOTRE JARDIN	0.22		Coeurs De Palmier - NOTRE JARDIN	0.75
Fruits	Frozen Fruit	Coulis de framboise surgelé - DOUCEUR DU VERGER	1.77	Shelf Stable Fruit	Pêches demi fruits au sirop	0.55
		Fraises Entieres Surgelées - DOUCEUR DU VERGER	0.53		Pêches demi fruits au sirop léger - ECO +	0.36
		Cocktail de fruits rouges bio	1.00		Mélange de fruits exotiques au sirop léger - DOUCEUR DU VERGER	0.58
		Framboises entières surgelées - DOUCEUR DU VERGER	0.71		Coupelles ananas papaye mangue au sirop léger - g - DOUCEUR DU VERGER	1.02
		Myrtilles surgelées - DOUCEUR DU VERGER	0.84		Ananas tranches brisées au jus d'ananas - DOUCEUR DU VERGER	0.47
Dairy foods	Cow's Milk	Lait demi écrémé bouteille	0.10	Flavoured Milk Drinks	Boisson lactée Délisée Chocolat -	0.15
		Lait de croissance bio - BIO VILLAGE	0.17		Boisson lactée vanille en brique - DELISSE	0.17
		Lait demi écrémé bio en bouteille - BIO VILLAGE	0.18		Boisson lactée Délisée	0.17

	Yoghurt	Lait entier bouteille - DELISSE	0.19	Yoghurt	Lait sans lactose bouteille - DELISSE	0.19
		Lait demi écrémé brique - ECO +	0.09			
		Yaourt à la grecque au lait entier bio - BIO VILLAGE	0.72		Yaourt à boire fraise -	0.18
		Yaourt nature bio	0.16		Yaourt à boire vanille - ECO +	0.17
		Deli'light yaourt cerise 0%	0.31		Yaourt à boire purée mangue passion - DELISSE	0.46
		Yaourt brassé au jus de citron bio - BIO VILLAGE	0.37		Yaourt à boire protéiné vanille cookie - SPORT	0.60
		Yaourt pot laitier aromatisé - DELISSE	0.28		Yaourt à boire mangue passion protéiné - SPORT	0.60
<b>Beef. lamb. and pork</b>	Processed Red Meat	Véritable andouillette de Troyes	1.11	Processed Red Meat	Saucisses cocktail -	0.46
		Saucisse de Lyon fine -	1.52		Pâté pur porc Côtés Table	0.83
		Rosette de Lyon Label Rouge	3.01		Pâté campagne porc breton -	1.00
		Jambon cuit à la truffe - L'ORIGINE DU GOUT	1.92		Pâtés de campagne pur porc	0.76
		Jambon Speck Alto Adige I.G.P. -	2.90		Pâté de foie pur porc -	0.82
<b>Chicken and other poultry. eggs</b>	Processed Poultry	Escalopes de dinde -	1.16	Processed Poultry	Cordons bleus de poulet ECO +	0.75
		Manchons nature -	1.18		Cordons bleus au comté - COTE CROC	0.98
		Gésiers de canard confits -	3.71		Escalopes normande - COTE CROC	0.79
		Magret de canard tranché fumé du Sud- Ouest	4.28		Croc's jambon de dinde - COTE CROC	0.78
		Magret de canard -	4.43		Grignottes de poulet croustillants - COTE CROC	1.42
<b>Fish</b>	Processed Seafood	Saumon d' Atlantique à l'oseille surgelé - PECHE OCEAN	1.00	Processed Seafood	Filets de sardines huile d'olive - PECHE OCEAN	1.28
		Pavés saumon atlantique surgelés - PECHE OCEAN	2.27		Filets De Maquereaux Vin Blanc - ECO +	0.60
		Pavés de saumon rose du Pacifique surgelés - ECO +	1.42		Sardines A La Tomates - ECO +	0.52
		Pavés de saumon BIO - BIO VILLAGE	4.23		Filet de sardine à l'huile d'olive piment - PECHE OCEAN	1.31
		Saumon au naturel ASC - - PECHE OCEAN	2.82		Filets hareng huile aromates - PECHE OCEAN	1.27
<b>Legumes and beans</b>	Shelf Stable Beans & Frozen Processed Vegetables & Tofu and Derivatives	Flageolets Verts Extra Fins-G - NOTRE JARDIN	0.51	Shelf Stable Beans	Haricots Verts Extra- Fins Entiers Bio - BIO VILLAGE	0.68
		Haricots rouges Notre Jardin	0.30		Haricots Blancs A La Tomate- ECO +	0.14
		Haricots blancs	0.23		Haricots beurre très fins -	0.57
		Haricots rouges Notre Jardin	0.27		Haricots Verts Extra Fin Bio- BIO VILLAGE	0.53
		Mogettes Bio Bocal- - BIO VILLAGE	0.81		Haricots beurre Notre Jardin	0.33
			0.30			0.53
<b>Nuts and seeds</b>	Nuts. Seeds and Trail Mixes	Châtaignes Entières En Bocal Bio-BIO VILLAGE	2.09	Nuts. Seeds and Trail Mixes	Mélange d'amandes. noisettes et noix nobles grillées et salées - TOKAPI	1.86
		Graines de lin brun bio - BIO VILLAGE	1.00		Mélange grillé salé -	1.37
		pistaches non salées - TOKAPI	1.82		Amandes goût fumé -	2.12
		Mélange de noix de cajou et cranberries sans sel ajouté - TOKAPI	1.49		Noix de cajou grillées - TOKAPI	1.23
		Noix de cajou grillées bio -	2.07		Pistaches grillées et salées -	1.35

				Potato Chips	Chips sweet chili - SAVOUR	1.58
					Chips sel et vinaigre - POM' LISSE	0.87
					Chips paysannes Pom' lisse	0.73
					Tuiles goût crème oignon - TOKAPI	0.75
					Chips ondulées nature extra craquantes -POM' LISSE	0.86
<b>Saturated edible oil</b>	Butter & Cooking Fats	Beurre extra fin doux 82% Mat. Gr - LES CROISES	1.16	Palm Oil & Butter & Cooking Fats	Beurre de Bretagne Les Croisés	0.96
		Beurre de baratte d' Isigny 82% Mat. Gr. A.O.P. - NOS REGIONS ONT DU TALENT	1.27		beurre d' Isigny aux cristaux de sel de Guérande - NOS REGIONS ONT DU TALENT	1.26
		Beurre tendre doux 82% Mat. Gr - LES CROISES	1.86		Beurre gastronomique 1/2 sel 80% mat. Gr - LES CROISES	0.92
		Beurre doux bio 82% mat. Gr - - BIO VILLAGE	1.11		Pot beurre 1/2 sel 80% mat. Gr - LES CROISES	1.16
		Beurre gastronomique doux 83% mat. Gr - LES CROISES	0.90		Plaquette beurre 1/2 sel 60% mat. GrECO +	0.68
<b>Unsaturated edible oil</b>	Olive Oil	Huile d'olive vierge extra fruitée -	1.07	Sunflower Oil	Auchan bio huile de tournesol	0.45
		Huile d'olive vierge extra - RUSTICA	0.97		Huile spéciale friture sans odeur - RUSTICA	0.23
		Huile d'olive vierge extra fruité bio	1.17		Huile de tournesol -	0.18
		Huile d'olive vierge extra -	0.99		Huile de tournesol -	0.18
		Huile d'olive vierge extra -	1.15			
<b>All sugars</b>	Fruit Snacks	BANANES CHIPS BIO EN VRAC - pour - BIO VILLAGE	0.70	Sweet Biscuits	Gaufres chocolat noisettes -	0.77
		Gourdes allégées en sucres pommes banane DOUCEUR DU VERGER	0.89		Tartelette carrée fraise - P'TIT DELI	1.08
		Coupelles sans sucres ajoutés pomme banane DOUCEUR DU VERGER	0.27		Galettes bretonnes	0.57
		desserts de fruits pomme sans sucres ajoutés - DOUCEUR DU VERGER	0.27		Croquants de cordes sur ciel -	3.77
		Gourdes sans sucres ajoutés pomme mangue bio - BIO VILLAGE	0.64		Biscuits fourrés citron	1.93
	Water Ice Cream & Dairy Ice Cream	Bâtonnets 100% Fruits Aux Fruits Exotiques - - SMICY	1.11	Water Ice Cream & Dairy Ice Cream	Trium cacahuètes TRIUM	1.04
		Bâtonnets 100% Fruits Aux Fruits Rouges - - SMICY	1.11		Bâtonnets Trium Nougat Chocolat	0.92
		Bâtonnets 100% Fruits A La Fraise - - SMICY	1.11		Crème glacée Trium	0.90
		Bac sorbet plein fruit pomme - ESKISS	0.37		Crème glacée Stracciatella Tradizioni d' Italia -	1.32
		Buche Signature Nougat Fruits Rouges - ESKISS	1.15		Bûche Signature Façon Rocher - ESKISS	1.12

**Table A7. Food products included in retail food baskets from Indomaret (Indonesia)**

EAT-Lancet Food Group	Healthier Food Basket			Less Healthy Food Basket		
	Euromonitor product sub-category	Product name	Price per 100 g/ml (IDR)	Euromonitor product sub-category	Product name	Price per 100 g/ml (IDR)
Staple foods	Rice	FS Beras Ketan Hitam	3770.00	Rice	Lahap Lele Beras Pulen & Putih Alami	1431.89
					Topi Koki Beras Setra Ramos	1450.23
					Indomaret Beras Kristal Kg	1390.00
					Putri Koki Beras Premium	1490.00
					Anak Raja Beras Kristal Super Kepala	1487.6
	Bread	Sari Roti Roti Tawar Kupas Extra Kalsium	8750.00	Bread	Prime Bread Roti Manis Isi Krim Keju	7855.58
		Sari Roti Roti Tawar Jumbo Special	3243.24		Mr. Bread Roti Manis Sobek Keju	8333.33
		Sari Roti Roti Tawar Double Soft	5555.56		Prime Bread Roti Manis Isi Krim Moka	7855.58
		Sari Roti Roti Tawar Special	4054.05		Arnon Roti Manis 5'S Cream Messes	8000.00
		Sari Roti Roti Tawar Pandan	4459.46		Sharon Roti Manis Creme Messes	8000.00
	Cooking Noodles	Atom Bulan Mie Telur	4000.00	Instant Noodles	Indomie Mi Instan Soto Lamongan	3787.4
					Migelas Mie Instant Paket Keluarga Sosis Barbeque	5357.14
					Indomie Mie Instant Premium Korean Spicy Ramyeon	7199.43
					Paldo Instant Noodle Jjajang Men	9600.00
					Migelas Mie Instant Paket Keluarga Kari Ayam	5370.28
Vegetables	Frozen Processed Vegetables	Golden Farm Mixed Vegetable	6824.25	Shelf Stable Vegetables & Shelf Stable Tomatoes	Delmonte Golden Sweet Corn Cream Style Fresh Cut	4894.12
					Delmonte Fresh Cut Whole Kernel Corn	5973.68
					Ayam Brand Whole Kernel Corn In Water	3976.47
Fruits	Frozen fruits	Date Crown Kurma Premium Emirates	9948.02	Shelf Stable Fruit	S&W Mandarin Orange In Light Syrup	7307.69
		Kurma Khalas Date Crown	11162.34		Tts Longans In Syrup	6331.57
					Fruit Cocktail in Heavy Syrup	8218.18
					Tts Lychees In Syrup	6472.66
Dairy foods	Cow's Milk	Ultra Susu Cair Low Fat	2411.13	Flavoured Milk Drinks	Cimory Fresh Milk Uht Choco Tiramisu	2891.50
		Milku Susu Uht Original	1604.98		Greenfields Uht Milk Caffè Latte	3668.75
		Milk Life Susu Cair Uht Full Cream	2250.00		Indomilk Susu Cair Uht Strawberry	2881.44
		So Good Susu Steril Steril	4655.30		Olatte Minuman Milky & Fruity Strawberry	4910.20
		Greenfields UHT Milk Skimmed	2381.98		Nestle Dancow Fortigro Susu Uht Anak Rasa Stroberi	3122.04



<b>Beef, lamb, and pork</b>	Processed Red Meat	So Nice Sosis Siap Makan Premium Hot	15572.89	Processed Red Meat	Pronas Corned Beef	13546.01
		HANZEL Sosis Beef Cocktail	10409.78		Pronas Luncheon Beef	13888.89
		Fiesta Sausage Ready To Go Cheesy Melts	13230.77		Pronas Corned Beef Classic	15723.86
		Belfoods Royal Beef Frankfurter	17203.71		Pronas Chunky Corned Beef	20151.52
		Hanzel Sosis Bratwurst 5'S Original	14696.72		Pronas Corned Beef	11445.65
<b>Chicken and other poultry, eggs</b>	Processed Poultry	SO GOOD Paha & Dada Ayam	8681.39	Processed Poultry	So Good Chicken Stick Original	12717.98
		So Good Paha & Dada Ayam Potong Pedas Manis	13619.05		SO GOOD CHICKEN NUGGET PREMIUM	13322.68
					Belfoods Chicken Nugget Crunchy	10072.17
					Fiesta Chicken Sausage	13117.53
					So Nice Chicken Nugget Sedaap!	8063.21
<b>Fish</b>	Processed Seafood	Alice Spring Tuna Steak Potong	18400.00	Processed Seafood	Asahi Sardines Saus Tomat	5509.35
		Alice Spring Udang Kupas	13600.00		Abc Sardines Bumbu Serundeng Goreng	7003.88
		Ayam Brand Tuna Chunks In Water	15811.40		Abc Sardines Bumbu Serundeng Goreng	7685.74
		Ayam Brand Tuna Chunks In Oil	19500.73		Abc Sardines Chili	6878.80
					Gaga Sardines Tomat & Chilli	6083.22
<b>Legumes and beans</b>	Shelf Stable Beans & Tofu and Derivatives	Indofood Bumbu Racik Tempe + Tahu Goreng	10816.7	Shelf Stable Beans & Tofu and Derivatives	Indofood Bumbu Racik Tempe + Tahu Goreng	10816.70
		Ayam Brand Baked Beans In Tomato Sauce	4447.06		Ayam Brand Baked Beans In Tomato Sauce	4447.06
<b>Nuts and seeds</b>	Nuts, Seeds and Trail Mixes	Naraya Pistachio Nuts	37200.00	Nuts, Seeds and Trail Mixes	Tong Garden Salted Cashew Nuts	51250.00
		Selma Pumpkin Seeds	23250.00		Tong Garden Coated Peanuts Chicken	20187.50
		TONG GARDEN CHESTNUTS	21666.67		Tong Garden Salted Almonds	57142.86
					Tong Garden Salted Cashew Nuts	50000.00
					Tong Garden Salted Cashew Nuts Mixed Macadamias	65714.29
				Potato Chips	Pringles Potato Crisps Texas Bbq	36257.79
					Chitato Snack Potato Chips Sapi Panggang	15074.93
					Mister Potato Snack Crisps Barbeque	21401.12
					Piattos Snack Kentang Sambal Matah	16417.07
					Pringles Potato Crisps Cheesy Cheese	26887.43
<b>Saturated edible oil</b>	Butter & Cooking Fats			Palm Oil & Butter & Cooking Fats	Wysman Butter	34791.98
					Wysman Preserved Dutch Butter	37100.00
					Filma Minyak Goreng Refill	1879.35
<b>Unsaturated edible oil</b>	Olive Oil	Bertolli Olive Oil Classico	30050.66			
		Tropicana Slim Extra Virgin Olive Oil	23947.32			

	Rapeseed Oil	BERTOLLI Extra Light Olive Oil	30050.66	Soy Oil		
		Borges Olive Oil Pure	20981.18			
		Borges Olive Oil Extra Light	19595.56			
		Mazola Canola Oil	11555.56		Sania Royale Minyak Kedelai	5841.00
		Dougo Canola Oil	6735.559			
		MAZOLA Canola Oil	10444.44			
All sugars	Fruit Snacks	Tropicana Slim Minyak Kanola	8932.347	Sweet Biscuits		
		Date Crown Kurma Premium Emirates	9948.016		Roma Crackers Malkist Cokelat Kelapa	9529.01
		Kurma Khalas Date Crown	11162.34		Gery Crackers Malkist Saluut Coklat	8642.41
					Oishi Snack Sponge Crunch Strawberry	14422.67
					Monde Cookies Serena Egg Roll Chocolate	16991.49
					Oreo Biskuit Choco Wafer	8670.98

**Table A8. Food products included in retail food baskets from Pick n Pay (South Africa)**

EAT-Lancet Food Group	Healthier Food Basket			Less Healthy Food Basket		
	Euromonitor product sub-category	Product name	Price per 100 g/ml (ZAR)	Euromonitor product sub-category	Product name	Price per 100 g/ml (ZAR)
Staple foods	Rice	PnP Brown Rice	3.31	Rice	PnP White Rice	3.31
		PnP Live Well Brown Basmati Rice	6.01		Tastic Rice	2.67
		PnP Brown Basmati Rice	6.19		Spekko Basmati Classic Rice	8.66
		Tastic Natures Brown Rice	4.32		Tastic Rice	2.39
		Tastic Long Grain Rice Brw Wholegrain	2.60		No Name Rice	2.31
	Bread	Albany Superior Low Gi Sliced Brown Seed Bread	3.32	Bread	PnP White Bread	2.20
		Sasko Low Gi Cranberry Brown Bread	3.14		Blue Ribbon Classic White Sliced Bread	2.75
		Blue Ribbon Sliced Brown Bread	2.50		PnP Cocktail Dinner Rolls	8.16
		Albany Superior Whole Wheat Brown Bread Low Gi	2.91		PnP Mini White Hamburger Buns 8s	9.57
		Albany Ultima Brown Kilojoule Controlled Bread	4.52		Albany Everyday Thick Sliced White Bread	2.65
	Cooking Noodles	Shogun Long Life Noodles	14.75	Instant Noodles	PnP Beef Instant Noodles	9.20
		Suree Flat Rice Noodles	12.75		Maggi 2 Minute Noodles Chicken Multipack 5 x	11.37
		PnP Live Well Cauliflower & Turnip Noodles	17.18		Kellogg's Hot & Spicy Instant Noodles	14.27
		PnP Stir Fry Rice Noodles	11.60		Indomie Goreng Hot & Spicy	9.92
		Golden Brand Sanuki Udon Noodles Wet	10.00		Kellogg's Noodles Beef	11.70
Vegetables	Frozen Processed Vegetables	Natures Garden Cut Green Beans	6.11	Shelf Stable Vegetables & Shelf Stable Tomatoes	Rhodes Braai Relish	5.02
		Natures Garden Mixed Vegetables	5.20		Miami Tomatoes Chopped & Peeled	5.45
		Mc Cain Country Crop	7.61		Rhodes Braai Relish	5.02
		Natures Garden Country Mix	5.56		Fiamma Diced Tomatoes	8.00
		Mc Cain Brussel Sprouts	6.97		Miami Sweet & Tangy Diced Gherkin, Cherry Pepper & Onion	7.06
Fruits	Frozen Fruit	Hillcrest Black Cherries	19.71	Shelf Stable Fruit	Rhodes Apricot Halves	9.01
		No name Mango Chunks	20.85		Rhodes Pineapple Rings	8.46
		Hillcrest Whole Blueberries	19.68		Goldcrest Maraschino Cherries	24.44
		Hillcrest Whole Blackberries	19.65		Koo Choice Grade Fruit Cocktail	7.27
		No name Whole Black Cherries	18.85		RHODES Fruit Cocktail in Syrup	7.27
Dairy foods	Cow's Milk	Parmalat Easy Gest Lactose Free Full Cream Milk	3.07	Flavoured Milk Drinks	First Choice Cookies & Cream Flavoured Milk	4.69
		Clover Low Fat Uht Milk	2.00		Steri Stumpie Vanilla Milk	5.08
		Clover Full Cream Fresh Milk	2.46		Super M Bubblegum Flavoured Milk	5.34
		Fair Cape UHT Full Cream Milk	2.20		Fair Cape Flavoured Milk Strawberry	6.31

	Yoghurt	Fair Cape Full Cream Milk Sachet	1.50	Yoghurt	Steri Stumpie Banana Milk	4.88
		Parmalat Low Fat Mixed Fruit Yoghurt	4.26		Danone Yogi Sip Granadilla Drinking Yoghurt	5.05
		Parmalat Easygest Medium Fat Strawberry Yoghurt	4.94		Yogofun Apricot Drinking Yoghurt	4.83
		Clover Bliss Lemon Meringue Double Cream Yoghurt	6.56		Danone Nutriday Vanilla Drinking Snack	5.33
		Lancewood Double Cream Plain Yoghurt	5.23		Danone Nutriday Low Fat Smooth Tropical Fruit Dairy Snack 6 x	3.88
		PnP Full Cream Smooth Plain Yoghurt	3.78		Clover Sip Up Granadilla	5.78
<b>Beef, lamb, and pork</b>	Processed Red Meat	Eskort Honey Glazed Rashers	17.00	Processed Red Meat	I&J Beefers Burger Sweet Chilli	13.32
		Eskort Marinate Loin Chops Sweet Bbq	10.00		Eskort Crumbed Pork Strips	20.43
		Eskort Kasseler Chops	19.00		Eskort Gold Medal Pork Sausages	18.52
		Eskort Bacon & Cheese Wors	14.48		No Name Beef Burger	6.00
		No Name Sliced Sandwich Ham	16.66		Bull Brand Meatballs In Rich Gravy	11.03
<b>Chicken and other poultry, eggs</b>	Processed Poultry	No Name Mix Chicken Portions	8.60	Processed Poultry	No Name Red Viennas	7.34
		No Name Chicken Chunks	6.43		I&J Air- Fri'kn Amazing Rock'n Blazing Hot Burgers	18.87
		No Name Chicken Necks	9.66		Rainbow Frozen Crumbed Chicken Pops	10.50
		No Name Frozen Chicken Livers	9.42		County Fair Crumbed Chicken Breast Steaks	14.91
		No Name IQF Drumsticks	9.14		I&J Air- Fri'kn Amazing Cheesy Chicken Chunky Dippers	21.14
<b>Fish</b>	Processed Seafood	PnP Fishmonger's West Coast Mussel Meat	25.00	Processed Seafood	I&J Air- Fri'kn Amazing Sweet Chilli Frozen Hake Rollers	19.20
		PnP Live Well Pink Salmon In Brine	28.22		I&J Air- Fri'kn Mild Spicy Schnitzel	21.60
		PnP Fishmonger's Large Vannamei Prawn Meat	43.32		Lucky Star Pilchards in Sweet Chilli	7.19
		Breco Squid Patagonian Tubes & Tentacles	36.66		I&J Light & Crispy Garlic & Parsley Hake	23.18
		Lucky Star Shredded Tuna Vegetable Oil	15.25		Sea Harvest Traditional Fish Cakes	18.21
<b>Legumes and beans</b>	Shelf Stable Beans & Frozen Processed Vegetables & Tofu and Derivatives	Rhodes Butter Beans	6.39	Shelf Stable Beans	Koo Baked Beans In Tomato Sauce	4.50
		Natures Garden Peas	7.82		No Name Butter Beans in Brine	4.93
		Rhodes Butter Beans	6.39		Rhodes Butter Beans in Curry	6.58
		Mayfair Barlotti Beans	6.80		Rhodes Braai Beans	5.75
		Mayfair White Beans	6.98		Koo Baked Beans In Tomato Sauce Lite	5.34
<b>Nuts and seeds</b>	Nuts, Seeds and Trail Mixes	Messaris Plain Cashew Nuts	57.56	Nuts, Seeds and Trail Mixes	PnP Roasted & Salted Economy Mixed Nuts	31.50
		PnP Live Well Raw Mixed Tree Nuts	56.63		PnP Roasted Salted Mixed Tree Nuts	63.30
		PnP Roasted Unsalted Mixed Nuts	47.00		Safari Salted Peanuts	22.39
		Health Connection Wholefoods Ultimate Seed Mix	21.76		Simba Peanuts	11.83
		Health Connection Chia Seeds	45.76		PnP Macadamia Nuts Roasted & Salted	66.99
				Potato Chips	Pringles Salt & Vinegar Potato Chips	54.98

					Lay's Potato Chips Salted	19.70
					Long Chips Grilled Paprika Potato Snack	33.32
					Long Chips Salt & Vinegar	34.63
					Frimax Potato Chips Tomato Sauce	15.52
<b>Saturated edible oil</b>	Butter & Cooking Fats	Clover Butter Pure Ghee	24.46	Palm Oil & Butter & Cooking Fats	President Salted Butter	37.66
		Ladismith Unsalted Butter	18.80		Kerrygold Pure Irish Butter	34.00
					President Salted Butter	36.00
					Ladismith Salted Butter	18.80
					First Choice Salted Butter	16.13
<b>Unsaturated edible oil</b>	Olive Oil	Pietro Coricelli Extra Virgin Olive Oil	36.92	Sunflower Oil	PnP Pure Sunflower Oil	3.84
		Morgenster Lemon Flavoured Olive Oil	35.96		Sunfoil Sunflower Oil	6.17
		PnP Extra Virgin Olive Oil	21.33		PnP Sunflower Oil	4.59
		De Rustica Estate Range Medium Style Extra Virgin Olive Oil	40.00		Crown Blended Sunflower Oil	4.70
		De Rustica Intense Extra Virgin Olive Oil	29.42		Crown Cooking Oil	3.93
	Rapeseed Oil	Sunfoil Canola Oil litre	5.00	Soy Oil		
		PnP Live Well Canola Oil	5.05			
		B- Well Canola Oil	5.39			
		PnP Live Well Canola Oil	4.40			
		B- Well Canola Oil	4.40			
<b>All sugars</b>	Fruit Snacks	Safari Jungle Bites Berry Chews	24.25	Sweet Biscuits	Bakers Romany Creams Cappuccino	19.43
		Safari Apricot Fruit Roll	25.13		Bakers Tennis Biscuits Caramel	13.82
		On The Go Fruits of the Forest	44.92		PnP Coconut Tea Biscuit	10.36
		On The Go for Fruit With Swirl	40.93		Lago Party Duo Strawberry & Vanilla	28.18
		Safari Raisins Dried Fruit Snack Pack	23.03		Happy Oro Caramel Wafers	40.71
	Water Ice Cream & Dairy Ice Cream	Marcel's Frozen Strawberry Yoghurt	8.75	Water Ice Cream & Dairy Ice Cream	Dairymaid Country Fresh Rum & Raisin Ice Cream	3.94
		Marcel's English Toffee Frozen Yoghurt	18.96		Magnum Mini Almond Ice Cream	48.55
		PnP Assorted Frozen Yoghurt Lollies	13.75		Nestle Rolo Ice Cream	8.05
		Marcel's Strawberry Frozen Yoghurt	18.96		Gelato Roma Caramel Delight Ice Cream	8.06
		Marcel's English Toffee Frozen Yoghurt	8.75		Gino Ginelli Choc Nut Brownie Flavoured Ice Cream with Chocolate Sauce	9.17

**Table A9. Food products included in retail food baskets from SM Supermarket (Philippines)**

EAT-Lancet Food Group	Healthier Food Basket			Less Healthy Food Basket		
	Euromonitor product sub-category	Name	Price per 100 g/ml (PHP)	Euromonitor product sub-category	Name	Price per 100 g/ml (PHP)
Staple foods	Rice	Dona Maria Jasponica Brown Rice	10.00	Rice	SM Bonus Premium Grade Rice Local	4.70
		Dona Maria Miponica Brown 5KG	11.10		SM Bonus Rice Denorado Special	7.39
		Pan Pan Brown Rice	8.30		Farmboy Pandan Rice	7.45
		Dona Maria Jasponica Brown 5KG	7.19		Dona Maria Jasponica White Rice	13.45
		Dona Maria Jasponica Brown Rice	12.75		SM Bonus Rice Freshly Milled GS Supreme	6.45
	Bread	Marby Whole Wheat Raisin Bread	20.37	Bread	SM Bonus White Bread Loaf Regular	10.21
		Marby Loaf Bread Whole Wheat	15.33		Marby Soft White Bread	21.00
		Gardenia Loaf High Fiber Wheat	15.94		SM Bonus White Bread	6.15
		SM Bonus Healthy Whole Wheat Pandesal	16.67		SM Bonus White Bread (B)	8.10
		Marby Whole Wheat Bread	18.12		SM Bonus White Bread (B)	8.00
	Cooking Noodles	Lucky Me Milky Corn Noodles	23.79	Instant Noodles	Doll Instant Noodle Lobster & Cheese Flavor	50.00
		Goldcrest Longkou Prem Vermicelli	23.64		Nissin Cup Noodles Cheesy Seafood	47.90
		Sautao Japanese Udon	20.92		Lucky Me Pancit Canton Kalamansi	19.17
		Sautao Beijing Noodle	21.43		Lucky Me Pancit Canton Chilimansi cup	34.78
		White King Fiesta Spaghetti + Sweet Style Spaghetti Sauce	14.39		Samyang Ramen Original Flavor	51.07
Vegetables	Frozen Processed Vegetables	Iceland Whole Leaf Spinach	11.33	Shelf Stable Vegetables & Shelf Stable Tomatoes	Coppola Chopped Tomatoes	17.20
		Fat & Thin Farmland Vegetable Mixed	18.32		Coles Crushed Tomatoes Mixed Herb	24.94
		SM Bonus Mixed Vegetables	14.25		Sunbest Bamboo Shoots	12.08
		Iceland Broccoli Florets	19.875		Capri Whole Peeled Tomato	17.57
		New Senorito Mixed Vegetables	21.00		Coppola Peeled Yellow Plum Tomato	27.38
Fruits	Frozen Fruit	Iceland Summer Fruit	34.80	Shelf Stable Fruit	Del Monte Pineapple Slices In Extra Light Syrup	13.62
		Iceland Blueberries	49.50		Coles Australian Pear Slices In Juice	31.22
		SM Bonus Frozen Strawberry	30.00		Del Monte Pineapple Chunks Flat	16.67
		SM Bonus Frozen Raspberry	36.00		Today's Mixed Fruit Stock	10.77
		SM Bonus Frozen Blueberry	30.00		SM Bonus Nata de Coco Red	14.74
Dairy foods	Cow's Milk	Magnolia Full Cream Milk	11.25	Flavoured Milk Drinks	Milk Magic Chocolate Milk Drink	8.246
		Anchor Uht Fresh Milk	13.08		Nido Strawberry Carrot Milk Drink	18.18
		[( Ready Stock)] € IWG AUSTRALIA'S OWN Skim Dairy Milk	10.64		Ensure Gold Vanilla RPB 220 MI	69.66



		Selecta Farm Fresh Savers Pack	10.28		Nestle Chuckie Chocolate Milk Drink	12.60
		Arla Milk Goodness Organic Lowfat	15.13		Dutchmill Strawberry	11.31
	Yoghurt	Farmers Union Natural Greek Yogurt	108.00	Yoghurt	Pascual Greek Style Mango Yogurt Flavored Milk Drink	16.74
		Nestle Yogurt Raspberry Apple	37.60		BMC YOGURT DRINK STRAWBERRY 240ML	35.00
		Elle & Vire Yogurt Raspberry Greek Style	68.00		Dutchmill Proyo Orange	12.11
		Emborg Yogurt U Go Peach Raspberry	43.37		Milkman Yogurt Drink Original 100mL	9.17
		Parmalat Yogurt Plain	37.00		Dutch Mill Delight Probiotic Drink	11.58
<b>Beef. lamb. and pork</b>	Processed Red Meat	SM Bonus Ground Beef Up -	32.46	Processed Red Meat	Iceland Pork Cocktail Sausage	30.71
		SM Bonus C Beef Shank -	37.46		Purefoods Jamon De Bola	37.21
		Market Fresh N Ground Round -	37.67		Dak Pork Luncheon Meat	50.44
		SM Bonus C Ox Feet -	23.47		CDO Premium Hotdog Jumbo	21.70
		Farm Fresh Liempo Bbq -	51.67		Purefoods Corned Beef Hot and Spicy	51.97
<b>Chicken and other poultry. eggs</b>	Processed Poultry	SM Bonus Packed Drumstick -	29.00	Processed Poultry	Purefoods Chicken Teriyaki	53.61
		Magnolia CS Chicken Quarter Cut -	33.59		Argentina Corned Chicken	27.44
		SM Bonus Packed Thighleg -	29.00		Argentina Corned Chicken Spicy	27.50
		SM Bonus Chicken Neck -	17.53		Maling Chicken Luncheon Meat	34.80
		SM Bonus Chicken Thighs -	25.20		Argentina Corned Chicken Spicy 150G	25.00
<b>Fish</b>	Processed Seafood	Ocean's Harvest Seabass -	136.67	Processed Seafood	555 Tuna Adobo	19.51
		Ocean Fresh Yellowfin Tuna Crazy Cut	46.32		Young's Town Sardines in Tomato Sauce	14.00
		Farm Fresh Unseasoned Deboned Baby Milk Fish	33.98		Mega Sardines In Natural Oil	17.74
		NSE Tilapia Large -	19.27		Purefoods Crispy N Juicy Nuggets Fish	66.97
		Ocean Fresh Peeled Shrimp	69.76		Ligo Sardines In Tomato Sauce Chili Added In Easy- Open Can	16.16
<b>Legumes and beans</b>	Shelf Stable Beans & Frozen Processed Vegetables & Tofu and Derivatives	El Corte Ingles Cooked White Pocha Beans	33.63	Shelf Stable Beans	Ram Pork Beans	13.08
		SM Bonus Chinese Tofu Momen	12.50		Coles Baked Beans In BBQ Sauce	22.39
		Ram Salted Black Beans	16.50		Hunt's Pork & Beans Doy Pack	15.50
		Easy Cook Beans Great Northern	27.38		Ram Pork Beans	13.00
		SM Bonus Chinese Tofu Momen	12.50		Coles Baked Beans In Tomato Sauce	22.62
<b>Nuts and seeds</b>	Nuts. Seeds and Trail Mixes	Kirkland Signature Unsalted Fancy Mixed Nuts	132.10	Nuts. Seeds and Trail Mixes	Rebisco Happy Nuts Garlic	34.94
		Growers Almond Nuts Hickory Smoked	147.20		Nut N Else Wow Mani Garlic Peanut	57.38
		Oishi Grab Nuts Almond & Cashew Clasters	131.67		Murgerbon Tiramisu Almond	185.83
		Oishi Grab Nuts Roasted Cashews	128.33		Nagaraya Cracker Nuts Original	30.62
		Coles Organic Pine Nuts	399.75		Nagaraya Cracker Nuts Garlic	28.63

				Potato Chips	Oishi Natural Potato Chips French Onion	60.47
					Vcut Barbecue Potato Chips	78.00
					Calbee Hokkaido Crab & Cheese	78.41
					Lays Double Crunch Overload Nori	99.71
					House Tongarasi Corn Yaki Chips	223.33
<b>Saturated edible oil</b>	Butter & Cooking Fats	Emborg Butter Unsalted	98.88	Palm Oil & Butter & Cooking Fats	Golden Crown Butter	25.10
		Elle & Vire Butter 60% Fat Unsalted	99.50		Bimoli Palm Oil With Savings	11.30
		Magnolia Gold Butter Unsalted Save P50	58.49		Magnolia Gold Butter Salted Save P50	58.09
		President Unsalted	184.50		Emborg Cook and Bake Butter	50.85
		Elle & Vire Butter Regular Unsalted	144.14		Queensland Butter Salted Tin Can	102.06
<b>Unsaturated edible oil</b>	Olive Oil	Borges Classic Olive Oil	98.07	Sunflower Oil	Coles Sunflower Oil	35.90
		Contadina Extra Virgin Olive Oil	73.50		Coles Sunflower Oil	34.64
		Capri Pomace Olive Oil	77.00			
		Bertolli Olive Oil Classic	503.00			
		Filippo Berio Extra Virgin Olive Oil	116.39			
	Rapeseed Oil	UFC Golden Fiesta Canola Oil Sup	13.31	Soy Oil	SM Bonus Palm Cooking Oil	11.31
		Golden Valley Canola Oil	13.54			
		UFC Golden Fiesta Canola Oil PET Duo Pack	12.41			
		Baguio Canola Oil	13.84			
		Baguio Canola Oil Sup	13.76			
<b>All sugars</b>	Fruit Snacks	SM Bonus California Seedless Raisins	44.50	Sweet Biscuits	Lotus Biscoff Fresh Pack	80.78
		Cole's Dolly Dried Pineapple	78.00		Rebisco Wafer Time Rich Creamy	30.56
		Smart Choice Dried Cranberries	91.80		Chips Delight Cookies Choco	44.62
		Cebu Dried Mango Giftbox	142.25		Oreo Selection	84.47
		Coles Dates Pitted	39.60		Jack & Jill Dewberry Blueberry Cheesecake	25.73
	Water Ice Cream & Dairy Ice Cream	Fruits in Ice Cream Ice Cream No Sugar Mango & Cream	55.43	Water Ice Cream & Dairy Ice Cream	Selecta Ice Cream Ube Macapuno	21.15
		Fruits in Ice Cream No Sugar Mango & Cream	40.67		Arce Dairy Ice Cream Quezo Real	24.00
		Fruits in Ice Cream Ice Cream No Sugar Belgian Chocolate	40.67		Selecta Matcha Cookies & Cream Ice cream	21.15
		Fruits in Ice Cream No Sugar French Vanilla	55.43		Fruits in Ice Cream Ice Cream Quezo Real	33.67
					Nestle Ice Cream Rocky Road Extreme	21.92

**Table A10. Food products included in retail food baskets from Robinsons Supermarket (Philippines)**

EAT-Lancet Food Group	Healthier Food Basket			Less Healthy Food Basket		
	Euromonitor product sub-category	Name	Price per 100 g/ml (PHP)	Euromonitor product sub-category	Name	Price per 100 g/ml (PHP)
Staple foods	Rice	Dona Maria Miponica Brown	10.91	Rice	Dona Maria Miponica White Rice	12.11
		Robinsons Whole Grain	7.91		Royal Umbrella Thai Jasmine Fragrant Rice	7.04
		Dona Maria Miponica Brown Rice	11.75		Robinsons White Rice Malagkit	10.20
		Royal Majesty Naturally Organic Whole Grain Red Rice	11.47		SUREBUY Jasmine Rice	7.72
		Golden Grains Black Rice	11.86		Willy Farms Sinandomeng Rice	8.37
	Bread	Gardenia Whole Wheat Pandesal	17.43	Bread	Marby Hopia Dice	38.67
		Marby Loaf Bread Whole Wheat	16.21		Tiffany Hamburger Buns with Sesame	12.78
		Marby Whole Wheat Bread	17.26		Gardenia Pandesal Clustered	18.82
		Gardenia High Fiber Wheat Bread	17.45		Marby Pita Bread	41.67
		Gardenia Loaf High Fiber Wheat	15.80		Gardenia Neubake Wheaten Bread	16.46
	Cooking Noodles	No Brand Dosakmyeon Wet Sliced Noodle x 4s	34.03	Instant Noodles	Lucky Me! Pancit Canton Sweet & Spicy	18.13
		Goodlife Vermicelli	22.53		Ottogi Kimchi Ramen	44.58
		Real Thai Rice Stick Pad Thai Noodles	31.87		Ho- Mi Bowl Hot Beef	51.20
		Safoco Egg Noodles Thick	24.61		Lucky Me! Instant Noodles La Paz Batchoy	28.64
		Safoco Vegetable Noodles Thin String	26.75		Paldo Hwa Ram Yum Noodles	46.88
Vegetables	Frozen Processed Vegetables	Green Giant Riced Veggies Cauliflower	73.85	Shelf Stable Vegetables & Shelf Stable Tomatoes	Hunt's Crushed Tomatoes	24.97
		Essential Everyday Mixed Vegetables	30.73		Doña Elena Peeled Tomatoes Whole	18.66
		NS Mixed Vegetable	24.50		Casino Palm Heart	115.60
		Essential Everyday Broccoli Cut	35.13		Casino Garden Peas Carrot	63.77
		Essential Everyday Mixed Vegetables	30.62		Fiamma Diced Tomato	16.94
Fruits	Frozen Fruit	HLTOP Harvestime Frozen Strawberry	29.50	Shelf Stable Fruit	Del Monte Fiesta Fruit Cocktail In Extra Light Syrup	10.10
		HLTOP Harvestime Frozen Blackberry	55.50		Dole Yellow Cling Sliced Peaches In Light Syrup	28.91
					Seasons Tropical Fruit Cocktail	14.06
					Del Monte Fiesta Fruit Cocktail	10.95
					Dole Mandarin Oranges in 100% Fruit Juices	28.81
Dairy foods	Cow's Milk	Nestle Low Fat Milk Drink	18.60	Flavoured Milk Drinks	Nestle Chuckie Opti- Grow Chocolate Milk Drink	11.58
		Emborg Low Fat Milk in Bottle	15.90		No Brand Choco Milk	21.05
		Elle and Vire Whole Milk	16.65		Binggrae Flavored Milk Drink Lychee and Peach	26.00

	Yoghurt	Avonmore Full Cream Milk	10.90	Yoghurt	Cowhead Premium Flavoured Milk Strawberry	11.90
		Selecta Fortified Low Fat Milk	10.43		Selecta Dolce Chocolate Milk	9.80
		Elle and Vire Natural Yogurt	49.60		Yobick Lite+ Yogurt Flavoured Drink With Collagen	14.43
		Milkana So Good Mixed Berry Yogurt	47.25		Dutch Mill Yoghurt Drink Strawberry	15.88
		Dairy Farmers Thick & Creamy Strawberry	112.67		Pascual Greek Style Strawberry Yogurt Flavored Milk Drink	17.20
		Fage Total 5% Fat Yogurt	168.32		Dutch Mill Super Fruits Yogurt Drink	13.00
		Elle and Vire Yogurt 0% Fat Blueberry Flavor	49.60		Cimory Blueberry Yogurt Drink	40.83
<b>Beef, lamb, and pork</b>	Processed Red Meat	Heritage Aussie Beef Stirfry Shreds	65.37	Processed Red Meat	Argentina Corned Beef	22.02
		Rare Food Shop Ox Tongue	152.80		Spam Luncheon Meat Hot & Spicy	82.35
		Robina Farms Pork Bacon Slice	50.00		Libby's Mc Neill and Libby Corned Beef	95.59
		Heritage Aussie Beef Panfry Karubi	66.59		Libby's Vienna Sausage	44.23
		Heritage Aussie Beef Top Round	58.20		Chef's Choice Beef Luncheon Meat	29.12
<b>Chicken and other poultry, eggs</b>	Processed Poultry	Magnolia Chicken Neck	29.86	Processed Poultry	Argentina Corned Chicken Regular	24.33
		Tip Top Chicken Easy and Tasty Hot and Spicy Flavor	36.67		Maling Luncheon Meat Chicken	29.97
		Magnolia Chicken Thigh Fillet	32.90		Purefoods Chicken Longanisa	33.60
		Atkins Chicken Tail	27.57		Libby's Chicken Vienna Sausage in Chicken Broth	55.00
		Butterball Whole Turkey	82.21		Purefoods Corned Chicken Hot and Spicy	42.00
<b>Fish</b>	Processed Seafood	Seaking Wild Alaskan Keta Salmon Chunk	106.80	Processed Seafood	555 Tuna Caldereta	19.79
		Fishta Salmon Loin	120.80		San Marino Corned Tuna	29.71
		Seaking Wild Alaskan Keta Salmon Chunk	106.80		San Marino Premium Spanish Sardines	72.29
		Pacific Bay Halibut Steak	160.30		Century Tuna Lite Flakes in Vegetable Oil	32.36
		Frabelle Foods Yellowfin Belly Strips	55.30		555 Tuna Flakes in Oil	21.61
<b>Legumes and beans</b>	Shelf Stable Beans & Frozen Processed Vegetables & Tofu and Derivatives	Essential Waitrose Lentils in Water	18.00	Shelf Stable Beans	Hunt's Pork & Beans	14.91
		Tiong Hwa Fried Tofu	26.67		Hunt's Pork and Beans	15.37
		Edgell Four Bean Mix	24.75		Bush's Best Homestyle Tangy Sauce with Bacon and Brown Sugar Baked Beans	41.11
		Wild Harvest Organic Black Beans	28.00		Old El Paso Traditional Refried Beans	19.21
		Dae Jang Gum Korean Firm Tofu	14.33		La Costena Refried Pinto Beans	34.25
<b>Nuts and seeds</b>	Nuts, Seeds and Trail Mixes	Planters Unsalted Mixed Nuts	201.71	Nuts, Seeds and Trail Mixes	Meadows Roasted Cashew Pouch	130.00
		Meadows Nature's Heart Unsalted Deluxe Mix Nuts	199.75		Nagaraya Adobo Cracker Nuts	25.35
		s Meadows Nature's Heart Signature Unsalted Mixed Nuts	1629.00		Meadows Roasted Pistachios	172.50
		Meadows Nature's Heart Unsalted Whole Almonds & Cashew Nuts	152.95		Edelyn's Homemade Nuts Crunchy Greaseless Peanuts Snacks	63.60

		Kirkland Signature Extra Fancy Unsalted Mixed Nuts	113.34	Potato Chips	Wonderful Classic Roasted Salted Pistachios	178.19
					No Brand Potato Chip Sour Cream & Onion Flavor	53.75
					Quillo Potato Chips Spanish Ham Flavored Snacks	196.92
					Lays Stax Original Potato Chips	63.11
					Oishi Ridges Potato Chips Barbecue Flavor Snacks	64.77
					Meadows Hot and Spicy Flavoured Potato Crisps Chips	59.33
<b>Saturated edible oil</b>	Butter & Cooking Fats	Magnolia Gold Lite Butter Spreadable	73.50	Palm Oil & Butter & Cooking Fats	Anchor Salted Butter	72.69
		Candia Unsalted Butter 82% Fat	135.00		Lurpak Spreadable Salted Butter	115.69
		Queensland Unsalted Butter	57.33		Arla Butter Salted	100.67
		La Conviette Unsalted Butter Mini Wrap	332.67		Emborg Spreadable Salted Butter	88.00
		Flechard Unsalted French Butter 82% Fat	85.00		Magnolia Gold Salted Butter	67.11

**Table A11. Food products included in retail food baskets from Naivas (Kenya)**

EAT-Lancet Food Group	Healthier Food Basket			Less Healthy Food Basket		
	Euromonitor product sub-category	Name	Price per 100 g/ml (KES)	Euromonitor product sub-category	Name	Price per 100 g/ml (KES)
Staple foods	Rice	Winnie'S Pure Health Brown Rice	35.50	Rice	Royal Umbrella Thai Jasmine Rice	47.00
					Daawat Basmati Rice	35.00
					Sunrice Basmati Rice	29.58
					Daawat Aromatic Rice	30.87
					Sunrice Biryani	23.00
	Bread	Fm Wholemeal Bread	13.75	Bread	Fresh Sweet Bread	14.00
					Fm White Bread	15.33
					Fm White Bread	14.63
					Fm White Bread	13.75
	Cooking Noodles	S.W.L Vermicelli	43.50	Instant Noodles	Nongshim Chapaggetti Chajangmyun	275.00
		Oba Penne Rigate	46.25		Numi Noodles Piri- Piri Chicken	116.67
		Oba Big Fusili	46.25		Nongshim Ansungtangmyun	260.00
					Nongshim Neoguri Cup	556.45
					Indomie Chicken Curry	75.00
Vegetables	Frozen Processed Vegetables	Emborg Mixed Vegetables	84.44	Shelf Stable Vegetables & Shelf Stable Tomatoes	Cirio Chopped Tomatoes	73.75
		Kol Mixed Vegetable	30.00		Santa Maria Whole Peeled Tomato	56.25
		Kol Mixed Vegetable	27.00		Kenylon Crushed Tomatoes	47.25
		Kol Frozen Garden Peas	49.00		Mara Whole Italian Peeled Tomatoes	81.25
		Golden Valley Frozen Garden Peas	56.00		Kenylon Whole Peeled Tomatoes	45.00
Fruits	Frozen Fruit	Out Of Africa Dried Mango	400.00	Shelf Stable Fruit	Del Monte Sliced Pineapple In Syrup	42.31
		Naturalli Dates	99.60		Del Monte Sliced Pineapple In Syrup	32.30
		Naturalli Dried Prunes	260.00		Del Monte Pineapple Slices In Juice	36.86
		Dried Pawpaw	365.00		Del Monte Pineapple Slices In Juice	39.35
		Dates	61.38			
Dairy foods	Cow's Milk	Daima Whole Milk	14.60	Flavoured Milk Drinks	Brookside Dairy Fresh Banana	28.00
		Tuzo Uht Whole	16.00		Daima Strawberry Milk	28.00
		Aspendos Uht Tfa / Fino Milk	11.80		Daima Vanilla Milk	26.67
		K.C.C Gold Crown Fat Free	14.00		Brookside Chocolate	28.00
		K.C.C Gold Crown Pouch	12.00		Daima Vanilla Flavour Milk	20.00

	Yoghurt	Daima Natural Yoghurt	40.00	Yoghurt	Daima Chocolate Yoghurt	40.00
		Brookside Natural Yoghurt	66.00		Bio Probiotic Power Strawberry Yoghurt	85.43
		Ilara Natural Yoghurt	24.00		Bio Apple Yoghurt	99.50
		Bio Probiotic Power Natural Yoghurt	85.43		Daima Strawberry Yoghurthrt	24.00
		Bio Natural Yoghurt	77.56		Fresha Pineapple Yoghurt	23.60
<b>Beef, lamb, and pork</b>	Processed Red Meat	Farmer's Choice Low Fat Pork Sausage	107.00	Processed Red Meat	Farmer's Choice Pork Polony	125.50
		Farmer's Choice Savoury Meatballs	90.00		Farmer's Choice Beef Polony	131.50
		Farmer's Choice Low Fat Beef Sausage	107.00		Farmer's Choice Poultry Vienna	113.00
		Farmer's Choice Country Ham	178.00		Farmer's Choice Beef Viennas Ext.	108.40
		Farmer's Choice Sandwich Ham	152.50		Farmer's Choice Beef Viennas	110.00
<b>Chicken and other poultry, eggs</b>	Processed Poultry	Farmer's Choice Chicken Sausages	93.00	Processed Poultry	Qmp Chicken Pops	80.00
		Farmer's Choice Chicken Sausages	73.90		Qmp Chicken Nuggets	80.00
		Farmer's Choice Spicy Chicken Value Pack	73.60		Farmer's Choice Chicken Brawn	64.50
		Farmer's Choice Chicken Sandwich	162.50		Farmer's Choice Chicken Bite	84.00
		Farmer's Choice Chicken Bite	84.00		Quality Chicken Brawn	50.00
<b>Fish</b>	Processed Seafood	Safcol Tuna Brine	178.38	Processed Seafood	Qmp Fish Nuggets	111.00
		Royal Umbrella Light Meat Tuna Chunk In Pure Olive Oil	278.38			
		Royal Umbrella Light Meat Tuna Chunk In Vegetable Oil	248.65			
		Safcol Tuna Smoked	305.26			
		Royal Umbrella Tuna Chunk In Brine	232.43			
<b>Legumes and beans</b>	Shelf Stable Beans & Frozen Processed Vegetables & Tofu and Derivatives	Aryuva Chick Peas In Brine	37.50	Shelf Stable Beans	Kenylon Baked Beans In Tomato Sauce	24.14
		Santa Maria Chick Peas Brine	56.25		Kol Beans In Tomato Sauce	33.33
		Cirio Chick Peas	73.75		Peptang Baked Beans In Tomato Sauce	85.71
		Kenylon Chick Peas	945.00		Kenylon Baked Beans In Tomato Sauce	39.67
		American Garden Chick Peas	65.91		Heinz Baked Beans In Tomato Sauce	92.77
<b>Nuts and seeds</b>	Nuts, Seeds and Trail Mixes	Sunflower Seeds	116.00	Nuts, Seeds and Trail Mixes	Fresh N Crunchy F / Peanut	60.00
		Out Of Africa Cashew Nuts Dry Roasted & Salted	320.00		Tropical Heat Fried Peas	85.00
		Equatorial Roasted Cashewnuts	206.00		Fresh N Crunchy Coated Peanuts	60.00
		Out Of Africa Mixed Nuts	350.00		Out Of Africa Cashew Nuts Honey- Coated	390.00
		Out Of Africa Macadamia Nuts	350.00		Fresh N Crunchy Fried Peanut	55.00
				Potato Chips	Krackles Potato Crisps Tangy Tomato	160.00
					Tropical Heat Potato Crisps Cheese & Onion	120.00



					Tropical Heat Potato Crisps Salted	120.00
					Amigos Potato Crisps Cheese & Onion	86.50
					Elbbin Potato Chipsticks Cheese Burger	166.67
<b>Saturated edible oil</b>	Butter & Cooking Fats	Brookside Butter Unsalted	212.00	Palm Oil & Butter & Cooking Fats	Brookside Butter Salted	212.00
		Lato Unsalted Butter	190.00		Lurpak Salted Spreadable	299.00
		Bio Unsalted Butter	189.80		Lato Salted Butter	190.00
		K.C.C Unsalted Butter	180.00		Daima Salted Butter	182.80
		Brookside Butter Unsalted	189.20		Brookside Butter Salted	189.20
<b>Unsaturated edible oil</b>	Olive Oil	Borges Extra Light Olive Oil	250.00	Sunflower Oil	Kimbo Cooking Vegetable Fat	37.00
		Oilyssa Extra Virgin Olive Oil	300.00		Pika Vegetable Cooking Fat Pure White	20.50
		Pietro Extra Virgin Olive Oil	440.00		Fry Mate Cooking Fat	35.00
		Borges Extra Virgin Olive Oil	327.50		Mpishi Poa Cooking Vegetable Fat	35.00
		Terra Delyssa Extra Virgin Olive Oil	362.00		Kasuku Pure White Cooking Fat Cholesterol Free	44.00
<b>All sugars</b>	Fruit Snacks	Naturalli Dates	99.60	Sweet Biscuits	Tiffany Cream Wafers Strawberry	156.86
		Dried Pawpaw	365.00		Tiffany Cream Wafers Coconut	98.04
		Naturalli Raisins	159.60		Fm Vanilla Cookies	40.00
		Naturalli Dried Prunes	260.00		Millbakers Dark Choco Cookies	50.00
		Dates	61.38		Joy Super Vanilla Cookies	55.56
	Water Ice Cream & Dairy Ice Cream	Lyons Maid Red Devil Stick	200.00	Water Ice Cream & Dairy Ice Cream	Creambell Ice Cream Stick Double Choco With Vanilla	84.62
		London Dairy Sorbet Stick Mango	375.00		Dairyland Ice Cream Peach Melba	53.50
		London Dairy Sorbet Mango	199.00		Creambell Ice Cream French Vanilla	80.00
		Del Monte Mixed Berries Ice Lolly	100.00		Delia'S Ice Cream Salted Caramel	198.00
		London Dairy Sorbet Stick Raspberry	375.00		Dairyland Ice Cream Vanilla & Strawberry	48.00

# REFERENCES

- 1 Downs SM, Ahmed S, Fanzo J, Herforth A. Food Environment Typology: Advancing an Expanded Definition, Framework, and Methodological Approach for Improved Characterization of Wild, Cultivated, and Built Food Environments toward Sustainable Diets. *Foods*. 2020 Apr;9(4):532.
- 2 HLPE. Nutrition and food systems. A report by the High Level Panel of Experts on Food Security and Nutrition of the Committee on World Food Security [Internet]. Rome; 2017. Available from: <https://openknowledge.fao.org/server/api/core/bitstreams/4ac1286e-eef3-4f1d-b5bd-d92f5d1ce738/content>
- 3 Scapin T, Romaniuk H, Feeley A, Corrêa KP, Kupka R, Gomez-Donoso C, et al. Global food retail environments are increasingly dominated by large chains and linked to the rising prevalence of obesity. *Nat Food*. 2025 Mar 3;1-13.
- 4 Ntarladima AM, Karssenbergh D, Poelman M, Grobbee DE, Lu M, Schmitz O, et al. Associations between the fast-food environment and diabetes prevalence in the Netherlands: a cross-sectional study. *Lancet Planet Health*. 2022 Jan;6(1):e29-39.
- 5 Brimblecombe J, McMahon E, Ferguson M, De Silva K, Peeters A, Miles E, et al. Effect of restricted retail merchandising of discretionary food and beverages on population diet: a pragmatic randomised controlled trial. *Lancet Planet Health*. 2020 Oct;4(10):e463-73.
- 6 Branca F, Lartey A, Oenema S, Aguayo V, Stordalen GA, Richardson R, et al. Transforming the food system to fight non-communicable diseases. *BMJ*. 2019;364:l296.
- 7 Pitt E, Gallegos D, Comans T, Cameron C, Thornton L. Exploring the influence of local food environments on food behaviours: a systematic review of qualitative literature. *Public Health Nutr*. 2017 Sep;20(13):2393-405.
- 8 Russell C, Whelan J, Love P. Assessing the Cost of Healthy and Unhealthy Diets: A Systematic Review of Methods. *Curr Nutr Rep*. 2022 Dec;11(4):600-17.
- 9 Herforth AW, Bai Y, Venkat A, Masters WA. The Healthy Diet Basket is a valid global standard that highlights lack of access to healthy and sustainable diets. *Nat Food*. 2025 Jun;6(6):622-31.
- 10 Van DTT, Herforth AW, Trinh HT, Dao BTT, Do HTP, Talsma EF, et al. Cost and affordability of healthy diets in Vietnam. *Public Health Nutr*. 2024;27(1):e3.
- 11 Hirvonen K, Bai Y, Headey D, Masters WA. Affordability of the EAT-Lancet reference diet: a global analysis. *Lancet Glob Health*. 2020;8(1):e59-66.
- 12 Headey D, Hirvonen K, Alderman H. Estimating the cost and affordability of healthy diets: How much do methods matter? *Food Policy*. 2024 Jul;126:102654.
- 13 FAO; IFAD; UNICEF; WFP; WHO; The State of Food Security and Nutrition in the World 2025 - Addressing high food price inflation for food security and. FAO ; IFAD ; UNICEF ; WFP ; WHO ;, editor. Rome, Italy; 2025. 234 p. (The State of Food Security and Nutrition in the World (SOFI)).
- 14 Herforth A; V. Methods and options to monitor the cost and affordability of a healthy diet globally. Background paper for The State of Food Security and Nutrition in the World 2022. Rome: FAO Agricultural Development Economics Working Paper 22-03; 2022.
- 15 Herforth A; B. Cost and affordability of healthy diets across and within countries. Background paper for The State of Food Security and Nutrition in the World 2020. 1st ed. FAO ;, editor. Rome, Italy ; 2020. 108 p. (FAO Agricultural Development Economics Technical Studies).
- 16 Chungchunlam SMS, Moughan PJ. Diet affordability: a key dimension in the assessment of sustainable food systems and healthy diets. *Front Nutr*. 2024;11:1399019.
- 17 Zorbas C, Lee A, Peeters A, Lewis M, Landrigan T, Backholer K. Streamlined data-gathering techniques to estimate the price and affordability of healthy and unhealthy diets under different pricing scenarios. *Public Health Nutr*. 2021 Jan;24(1):1-11.
- 18 Lee AJ, Kane S, Lewis M, Good E, Pollard CM, Landrigan TJ, et al. Healthy diets ASAP - Australian Standardised Affordability and Pricing methods protocol. *Nutr J*. 2018 Sep 27;17(1):88.
- 19 Willett W, Rockström J, Loken B, Springmann M, Lang T, Vermeulen S, et al. Food in the Anthropocene: the EAT-Lancet Commission on healthy diets from sustainable food systems. *The Lancet*. 2019 Feb 2;393(10170):447-92.
- 20 PPP conversion factor, private consumption (LCU per international \$) | Data [Internet]. [cited 2025 Oct 20]. Available from: <https://data.worldbank.org/indicator/PA.NUS.PRVT.PP>
- 21 World Bank Open Data [Internet]. World Bank Open Data. [cited 2025 Jul 23]. Available from: <https://data.worldbank.org>
- 22 OECD. Taxing Wages 2025. Tax Wages [Internet]. 2025 Apr 30 [cited 2025 Oct 20];2025. Available from: [https://www.oecd.org/en/publications/taxing-wages-2025\\_b3a95829-en.html](https://www.oecd.org/en/publications/taxing-wages-2025_b3a95829-en.html)
- 23 Indonesia BS. Average of Net Wage/Salary per Month of Employee by Age Group and Main Industry - Statistical Data [Internet]. [cited 2025 Oct 20]. Available from: <https://www.bps.go.id/en/statistics-table/2/MjQ3MSMy/average-of-net-wage-salary-per-month-of-employee-by-age-group-and-main-industry--rupiahs.html>
- 24 BankservAfrica. Take-home pay and pensions ticked lower in April 2024 [Internet]. 2024. Available from: <https://www.bankservafrika.com/api/public/v2/filehandler/view/664d9ba5c4190e00016c9662>
- 25 Average Salary in the Philippines: 2025 Cost & Comparison [Internet]. 2025 [cited 2025 Oct 20]. Available from: <https://iscale-solutions.com/average-salary-in-the-philippines/>
- 26 Chepkwony E, Th.D. A Look at Incomes in Kenya [Internet]. Erick Chepkwony, TH.D. 2025 [cited 2025 Oct 20]. Available from: <https://chepkwonyerick.wordpress.com/2025/07/16/a-look-at-incomes-in-kenya/>
- 27 Monroe-Lord L, Harrison E, Ardakani A, Duan X, Spechler L, Jeffery TD, et al. Changes in Food Consumption Trends among American Adults since the COVID-19 Pandemic. *Nutrients*. 2023 Apr 5;15(7).
- 28 Dubuisson C, Lioret S, Touvier M, Dufour A, Calamassi-Tran G, Volatier JL, et al. Trends in food and nutritional intakes of French adults from 1999 to 2007: results from the INCA surveys. *Br J Nutr*. 2010;103(7):1035-48.
- 29 Susetyowati S, Huriyati E, Faza F, Sanubari NDG, Syaquy A. Development of a quality eating index and its relationship with nutritional status in adults. *J Public Health Res*. 2025 Apr 1;14(2):22799036251329420.
- 30 Wentzel-Viljoen E, Laubscher R, Vorster HH. Changes in food intake from

- 2005 to 2010 by a cohort of black rural and urban African men and women in the North West Province of South Africa: the PURE-NWP-SA study. *Public Health Nutr.* 2018;21(16):2941-58.
- 31 Angeles-Agdeppa I, S. Custodio MR. Food Sources and Nutrient Intakes of Filipino Working Adults. *Nutrients.* 2020;12(4).
- 32 Wanjohi MN, Asiki G, Wilunda C, Holdsworth M, Pradeilles R, Paulo LS, et al. Ultra-Processed Food Consumption Is Associated With Poor Diet Quality and Nutrient Intake Among Adolescents in Urban Slums, Kenya. *Int J Public Health.* 2025 Mar;Volume 69-2024.
- 33 The year-on-year (y-on-y) headline inflation in 2024. *Official Statistics News.* 2024.
- 34 CPI and Inflation Rates. 2024.
- 35 Aune D, Keum N, Giovannucci E, Fadnes LT, Boffetta P, Greenwood DC, et al. Whole grain consumption and risk of cardiovascular disease, cancer, and all cause and cause specific mortality: systematic review and dose-response meta-analysis of prospective studies. *BMJ.* 2016 Jun 14;353:i2716.
- 36 Rao M, Afshin A, Singh G, Mozaffarian D. Do healthier foods and diet patterns cost more than less healthy options? A systematic review and meta-analysis. *BMJ Open.* 2013 Dec 5;3(12):e004277.
- 37 Rose CM, Gupta S, Buszkiewicz J, Ko LK, Mou J, Cook A, et al. Small increments in diet cost can improve compliance with the Dietary Guidelines for Americans. *Soc Sci Med.* 2020 Dec;266:113359.
- 38 Rehm CD, Monsivais P, Drewnowski A. Relation between diet cost and Healthy Eating Index 2010 scores among adults in the United States 2007-2010. *Prev Med.* 2015 Apr;73:70-5.
- 39 Nakamura R, Suhrcke M, Jebb SA, Pechey R, Almiron-Roig E, Marteau TM. Price promotions on healthier compared with less healthy foods: a hierarchical regression analysis of the impact on sales and social patterning of responses to promotions in Great Britain. *Am J Clin Nutr.* 2015 Apr;101(4):808-16.
- 40 González Gordón I, Resosudarmo BP. A sectoral growth income inequality nexus in Indonesia. *Reg Sci Policy Pract.* 2019 Mar 1;11(1):123-40.
- 41 Batuo ME, Kararach G, Malki I. The dynamics of income inequality in Africa: An empirical investigation on the role of macroeconomic and institutional forces. *World Dev.* 2022 Sep 1;157:105939.
- 42 GAIN. Informal food retail in urban areas [Internet]. 2020 p. 1-12. Available from: <https://www.gainhealth.org/sites/default/files/publications/documents/informal-food-retail-in-urban-areas.pdf>
- 43 Pineda E, Poelman MP, Aaspöllu A, Bica M, Bouzas C, Carrano E, et al. Policy implementation and priorities to create healthy food environments using the Healthy Food Environment Policy Index (Food-EPI): A pooled level analysis across eleven European countries. *Lancet Reg Health - Eur.* 2022;23.
- 44 Food taxes for a healthy diet: time for action. Copenhagen: WHO Regional Office for Europe; 2025.
- 45 Huangfu P, Pearson F, Abu-Hijleh FM, Wahlich C, Willis K, Awad SF, et al. Impact of price reductions, subsidies, or financial incentives on healthy food purchases and consumption: a systematic review and meta-analysis. *Lancet Planet Health.* 2024;8(3):e197-212.
- 46 Vargas C, Brimblecombe J, Allender S, Whelan J. Co-creation of health-enabling initiatives in food retail: academic perspectives. *BMC Public Health.* 2023 May 25;23(1):953.
- 47 Mah CL, Luongo G, Hasdell R, Taylor NGA, Lo BK. A Systematic Review of the Effect of Retail Food Environment Interventions on Diet and Health with a Focus on the Enabling Role of Public Policies. *Curr Nutr Rep.* 2019;8(4):411-28.
- 48 Implementing fiscal and pricing policies to promote healthy diets: a review of contextual factors. Geneva: World Health Organization; 2021.
- 49 Pechey R, Monsivais P. Socioeconomic inequalities in the healthiness of food choices: Exploring the contributions of food expenditures. *Prev Med.* 2016 Jul;88:203-9.
- 50 Andretti B, Vieites Y, Elmor L, Andrade EB. How Socioeconomic Status Shapes Food Preferences and Perceptions. *J Mark.* 2025;00222429241296048.